

PRODUCT MONOGRAPH

^{PR}**LIPITOR***

(atorvastatin calcium tablets)

10 mg, 20 mg, 40 mg and 80 mg atorvastatin

LIPID METABOLISM REGULATOR

*T.M. Pfizer Ireland Pharmaceuticals
Pfizer Canada Inc., Licensee
17 300 Trans-Canada Highway
Kirkland, Quebec H9J 2M5

Date of Preparation:
January 12, 2001

Date of Revision:
16 November 2005

Submission Control No: 096194

Table of Contents

[To update, right-click anywhere in the Table of Contents and select “Update Field”, “Update entire table”, click OK.]

PART I: HEALTH PROFESSIONAL INFORMATION.....	3
SUMMARY PRODUCT INFORMATION	3
INDICATIONS AND CLINICAL USE.....	3
CONTRAINDICATIONS	5
WARNINGS AND PRECAUTIONS.....	6
ADVERSE REACTIONS.....	11
DRUG INTERACTIONS	13
DOSAGE AND ADMINISTRATION	17
OVERDOSAGE	20
ACTION AND CLINICAL PHARMACOLOGY	20
STORAGE AND STABILITY.....	23
SPECIAL HANDLING INSTRUCTIONS	23
DOSAGE FORMS, COMPOSITION AND PACKAGING	24
PART II: SCIENTIFIC INFORMATION	25
PHARMACEUTICAL INFORMATION.....	25
CLINICAL TRIALS	26
DETAILED PHARMACOLOGY	38
TOXICOLOGY	41
REFERENCES	44
PART III: CONSUMER INFORMATION.....	48

010000054290661.01.Approved\07-Dec-2005 13:34

LIPITOR*
Atorvastatin Calcium Tablets

PART I: HEALTH PROFESSIONAL INFORMATION

SUMMARY PRODUCT INFORMATION

Route of Administration	Dosage Form / Strength	Clinically Relevant Nonmedicinal Ingredients
oral	Tablets: 10 mg, 20 mg, 40 mg and 80 mg atorvastatin	Calcium carbonate, candelilla wax (10, 20 and 40 mg), croscarmellose sodium, hydroxypropyl cellulose, hydroxypropyl methylcellulose, lactose monohydrate, magnesium stearate, microcrystalline cellulose, polyethylene glycol, polysorbate 80, simethicone emulsion, talc, and titanium dioxide.

INDICATIONS AND CLINICAL USE

Hypercholesterolemia

LIPITOR (atorvastatin calcium) is indicated as an adjunct to lifestyle changes, including diet, (at least equivalent to the Adult Treatment Panel III (ATP III) TLC diet), for the reduction of elevated total cholesterol (total-C), LDL-C, TG and apolipoprotein B (apo B) in hyperlipidemic and dyslipidemic conditions, when response to diet and other nonpharmacological measures alone has been inadequate, including:

- Primary hypercholesterolemia (Type IIa);
- Combined (mixed) hyperlipidemia (Type IIb), including familial combined hyperlipidemia, regardless of whether cholesterol or triglycerides are the lipid abnormality of concern;
- Dysbetalipoproteinemia (Type III);
- Hypertriglyceridemia (Type IV);
- Familial hypercholesterolemia (homozygous and heterozygous). For homozygous familial hypercholesterolemia, LIPITOR should be used as an adjunct to treatments such as LDL apheresis, or as monotherapy if such treatments are not available.

010000054250661.01.Approved\07-Dec-2005 13:34

- An adjunct to diet to reduce total-C, LDL-C, and apo B levels in boys and postmenarchal girls, 10 to 17 years of age with heterozygous familial hypercholesterolemia, if after an adequate trial of diet therapy the following findings are still present:
 - a. LDL-C remains ≥ 4.9 mmol/L (190 mg/dL) or
 - b. LDL-C remains ≥ 4.1 mmol/L (160 mg/dL) and:
 - there is a positive family history of premature cardiovascular disease or
 - two or more other CVD risk factors are present in the pediatric patient

LIPITOR also raises HDL-cholesterol and therefore lowers the LDL-C/HDL-C and total-C/HDL-C ratios in patients with primary hypercholesterolemia and combined (mixed) hyperlipidemia (Fredrickson Type IIa and IIb dyslipidemia). In pooled data from 24 controlled clinical trials, LIPITOR raised HDL-C levels 5%-7% in primary hypercholesterolemic (type IIa) patients and 10%-15% in mixed (type IIb) dyslipidemic patients.

In clinical trials, LIPITOR (10 to 80 mg/day) significantly improved lipid profiles in patients with a wide variety of hyperlipidemic and dyslipidemic conditions. In 2 dose-response studies in mildly to moderately hyperlipidemic patients (Fredrickson Types IIa and IIb), LIPITOR reduced the levels of total cholesterol (29-45%), LDL-C (39-60%), apo B (32-50%), TG (19-37%), and increased high density lipoprotein cholesterol (HDL-C) levels (5-9%). Comparable responses were achieved in patients with heterozygous familial hypercholesterolemia, non-familial forms of hypercholesterolemia, combined hyperlipidemia, including familial combined hyperlipidemia and patients with non-insulin dependent diabetes mellitus. In patients with hypertriglyceridemia (Type IV), LIPITOR (10 to 80 mg daily) reduced TG (25 - 56%) and LDL-C levels (23 - 40%). LIPITOR has not been studied in conditions where the major abnormality is elevation of chylomicrons (TG levels > 11 mmol/L), i.e. types I and V.

In an open-label study in patients with dysbetalipoproteinemia (Type III), LIPITOR (10 to 80 mg daily) reduced total-C (40-57%), TG (40-56%) and IDL-C + VLDL-C levels (34-58%).

In an open label study in patients with homozygous familial hypercholesterolemia (FH) LIPITOR (10 to 80 mg daily) reduced mean LDL-C levels (22%). In a pilot study, LIPITOR 80 mg/day showed a mean LDL-C lowering of 30% for patients not on plasmapheresis and of 31% for patients who continued plasmapheresis. A mean LDL-C lowering of 35% was observed in receptor defective patients and of 19% in receptor negative patients (see **CLINICAL TRIALS**).

For more details on efficacy results by pre-defined classification and pooled data by Fredrickson types, see **CLINICAL TRIALS**.

Prior to initiating therapy with LIPITOR, secondary causes should be excluded for elevations in plasma lipid levels (e.g. poorly controlled diabetes mellitus, hypothyroidism, nephrotic syndrome, dysproteinemias, obstructive liver disease, and alcoholism), and a lipid profile performed to measure total cholesterol, LDL-C, HDL-C, and TG. For patients with TG < 4.52 mmol/L (< 400 mg/dL), LDL-C can be estimated using the following equation:

$$\text{LDL-C (mmol/L)} = \text{total-C} - [(0.37 \times (\text{TG}) + \text{HDL-C})]$$
$$\text{LDL-C (mg/dL)} = \text{total-C} - [(0.2 \times (\text{TG}) + \text{HDL-C})]^1$$

For patients with TG levels >4.52 mmol/L (>400 mg/dL), this equation is less accurate and LDL-C concentrations should be measured directly or by ultracentrifugation.

Patients with high or very high triglyceride levels, i.e. > 2.2 mmol/L (200 mg/dL) or > 5.6 mmol/L (500 mg/dL), respectively, may require triglyceride-lowering therapy (fenofibrate, bezafibrate or nicotinic acid) alone or in combination with LIPITOR.

In general, combination therapy with fibrates must be undertaken cautiously and only after risk-benefit analysis (see WARNINGS AND PRECAUTIONS, Muscle Effects, Pharmacokinetic Interactions and DRUG INTERACTIONS).

Elevated serum triglycerides are most often observed in patients with the metabolic syndrome (abdominal obesity, atherogenic dyslipidemia {elevated triglycerides, small dense LDL particles and low HDL-cholesterol}, insulin resistance with or without glucose intolerance, raised blood pressure and prothrombic and proinflammatory states).

(For the treatment of specific dyslipidemias refer to the Report of the Canadian Working Group on Hypercholesterolemia and Other Dyslipidemias or to the US NCEP Expert Panel on Detection, Evaluation, and Treatment of High Blood Cholesterol in Adults [Adult Treatment Panel III], under **REFERENCES**).

When drugs are prescribed attention to therapeutic lifestyle changes (reduced intake of saturated fats and cholesterol, weight reduction, increased physical activity, ingestion of soluble fibers) should always be maintained and reinforced.

Prevention of Cardiovascular Disease

LIPITOR is indicated to reduce the risk of myocardial infarction in adult hypertensive patients without clinically evident coronary heart disease, but with at least three additional risk factors for coronary heart disease such as age ≥ 55 years, male sex, smoking type 2 diabetes, left ventricular hypertrophy, other specified abnormalities on ECG, microalbuminuria or proteinuria, ratio of plasma total cholesterol to HDL-cholesterol ≥ 6 , or premature family history of coronary heart disease.

LIPITOR is also indicated to reduce the risk of myocardial infarction and stroke in adult patients with type 2 diabetes mellitus and hypertension without clinically evident coronary heart disease, but with other risk factors such as age ≥ 55 years, retinopathy, albuminuria or smoking.

CONTRAINDICATIONS

¹ Friedewald, W.T. et al. Clin. Chem. 1972;18(6):489-502.

Hypersensitivity to any component of this medication (for a complete listing of the components, see DOSAGE FORMS, COMPOSITION AND PACKAGING).

Active liver disease or unexplained persistent elevations of serum transaminases exceeding 3 times the upper limit of normal (see **WARNINGS AND PRECAUTIONS**).

Pregnancy and nursing women: Cholesterol and other products of cholesterol biosynthesis are essential components for fetal development (including synthesis of steroids and cell membranes). LIPITOR should be administered to women of childbearing age only when such patients are highly unlikely to conceive and have been informed of the possible harm. (If the patient becomes pregnant while taking LIPITOR, the drug should be discontinued immediately and the patient apprised of the potential harm to the fetus. Atherosclerosis being a chronic process, discontinuation of lipid metabolism regulating drugs during pregnancy should have little impact on the outcome of long-term therapy of primary hypercholesterolemia (see PRECAUTIONS – Use in Pregnancy, Use in Nursing Mothers).

WARNINGS AND PRECAUTIONS

General

Before instituting therapy with LIPITOR (atorvastatin calcium), an attempt should be made to control elevated serum lipoprotein levels with appropriate diet, exercise, and weight reduction in overweight patients, and to treat other underlying medical problems (see **INDICATIONS AND CLINICAL USE**). Patients should be advised to inform subsequent physicians of the prior use of LIPITOR or any other lipid-lowering agents.

Pharmacokinetic Interactions

The use of HMG- CoA reductase inhibitors has been associated with severe myopathy, including rhabdomyolysis, which may be more frequent when they are co-administered with drugs that inhibit the cytochrome P-450 enzyme system. Atorvastatin is metabolized by cytochrome P-450 isoform 3A4 and as such may interact with agents that inhibit this enzyme. (See **WARNINGS AND PRECAUTIONS, Muscle effects, and DRUG INTERACTIONS**).

Muscle Effects

Effects on skeletal muscle such as myalgia, myopathy and very rarely, rhabdomyolysis have been reported in patients treated with LIPITOR.

Very rare cases of rhabdomyolysis with acute renal failure secondary to myoglobinuria, have been reported with LIPITOR and with other HMG-CoA reductase inhibitors.

Myopathy, defined as muscle pain or muscle weakness in conjunction with increases in creatine kinase (CK) values to greater than ten times the upper limit of normal, should be considered in any patient with diffuse myalgia, muscle tenderness or weakness, and/or marked elevation of CK. Patients should be advised to report promptly any unexplained muscle pain, tenderness or weakness, particularly if accompanied by malaise or fever. Patients who develop any signs or

symptoms suggestive of myopathy should have their CK levels measured. LIPITOR therapy should be discontinued if markedly elevated CK levels are measured or myopathy is diagnosed or suspected.

Pre-disposing Factors for Myopathy/Rhabdomyolysis: LIPITOR, as with other HMG-CoA reductase inhibitors, should be prescribed with caution in patients with pre-disposing factors for myopathy/rhabdomyolysis. Such factors include:

- Personal or family history of hereditary muscular disorders
- Previous history of muscle toxicity with another HMG-CoA reductase inhibitor
- Concomitant use of a fibrate, or niacin
- Hypothyroidism
- Alcohol abuse
- Excessive physical exercise
- Age >70 years
- Renal impairment
- Hepatic impairment
- Diabetes with hepatic fatty change
- Surgery and trauma
- Frailty
- Situations where an increase in plasma levels of active ingredient may occur

LIPITOR therapy should be temporarily withheld or discontinued in any patient with an acute serious condition suggestive of myopathy or having a risk factor predisposing to the development of renal failure secondary to rhabdomyolysis (such as sepsis, severe acute infection, hypotension, major surgery, trauma, severe metabolic, endocrine and electrolyte disorders, and uncontrolled seizures).

LIPITOR therapy should be discontinued if markedly elevated CPK levels occur or myopathy is diagnosed or suspected. The risk of myopathy and rhabdomyolysis during treatment with HMG-CoA reductase inhibitors is increased with concurrent administration of cyclosporin, fibric acid derivatives, erythromycin, clarithromycin, niacin (nicotinic acid),azole antifungals or nefazodone. As there is no experience to date with the use of LIPITOR given concurrently with these drugs, with the exception of pharmacokinetic studies conducted in healthy subjects with erythromycin and clarithromycin, the benefits and risks of such combined therapy should be carefully considered (see PRECAUTIONS, Pharmacokinetic Interaction Studies and Potential Drug Interactions).

Cardiovascular

Effect on Ubiquinone (CoQ₁₀) Levels

Significant decreases in circulating ubiquinone levels in patients treated with atorvastatin and other statins have been observed. The clinical significance of a potential long-term statin-induced deficiency of ubiquinone has not been established. It has been reported that a decrease in myocardial ubiquinone levels could lead to impaired cardiac function in patients with borderline

congestive heart failure (see **REFERENCES**).

Endocrine and Metabolism

Endocrine Function

HMG-CoA reductase inhibitors interfere with cholesterol synthesis and as such might theoretically blunt adrenal and/or gonadal steroid production. Clinical studies with atorvastatin and other HMG-CoA reductase inhibitors have suggested that these agents do not reduce plasma cortisol concentration or impair adrenal reserve and do not reduce basal plasma testosterone concentration. However, the effects of HMG-CoA reductase inhibitors on male fertility have not been studied in adequate numbers of patients. The effects, if any, on the pituitary-gonadal axis in premenopausal women are unknown.

Patients treated with atorvastatin who develop clinical evidence of endocrine dysfunction should be evaluated appropriately. Caution should be exercised if an HMG-CoA reductase inhibitor or other agent used to lower cholesterol levels is administered to patients receiving other drugs (e.g. ketoconazole, spironolactone or cimetidine) that may decrease the levels of endogenous steroid hormones.

Effect on Lipoprotein (a)

In some patients, the beneficial effect of lowered total cholesterol and LDL-C levels may be partly blunted by a concomitant increase in Lp(a) lipoprotein concentrations. Present knowledge suggests the importance of high Lp(a) levels as an emerging risk factor for coronary heart disease. It is thus desirable to maintain and reinforce lifestyle changes in high risk patients placed on atorvastatin therapy (see **REFERENCES**).

Patients with Severe Hypercholesterolemia

Higher drug dosages (80 mg/day) required for some patients with severe hypercholesterolemia (including familial hypercholesterolemia) are associated with increased plasma levels of atorvastatin. **Caution should be exercised in such patients who are also severely renally impaired, elderly, or are concomitantly being administered digoxin or CYP 3A4 inhibitors (see WARNINGS AND PRECAUTIONS, Pharmacokinetic Interactions, Muscle Effects; DRUG INTERACTIONS; DOSAGE AND ADMINISTRATION).**

010000054250661.01, Approved \07-Dec-2005 13:34

Hepatic/Biliary/Pancreatic

Hepatic Effects

In clinical trials, persistent increases in serum transaminases greater than three times the upper limit of normal occurred in <1% of patients who received LIPITOR. When the dosage of LIPITOR was reduced, or when drug treatment was interrupted or discontinued, serum transaminase levels returned to pretreatment levels. The increases were generally not associated with jaundice or other clinical signs or symptoms. Most patients continued treatment with a reduced dose of LIPITOR without clinical sequelae.

Liver function tests should be performed before the initiation of treatment, and periodically thereafter. Special attention should be paid to patients who develop elevated serum transaminase levels, and in these patients measurements should be repeated promptly and then performed more frequently.

If increases in alanine aminotransferase (ALT) or aspartate aminotransferase (AST) show evidence of progression, particularly if they rise to greater than 3 times the upper limit of normal and are persistent, the dosage should be reduced or the drug discontinued.

LIPITOR, as well as other HMG-CoA reductase inhibitors, should be used with caution in patients who consume substantial quantities of alcohol and/or have a past history of liver disease. Active liver disease or unexplained transaminase elevations are contraindications to the use of LIPITOR; if such a condition should develop during therapy, the drug should be discontinued.

Ophthalmologic

Effect on the Lens

Current long-term data from clinical trials do not indicate an adverse effect of atorvastatin on the human lens.

Renal

Renal Insufficiency

Plasma concentrations and LDL-C lowering efficacy of LIPITOR was shown to be similar in patients with moderate renal insufficiency compared with patients with normal renal function. However, since several cases of rhabdomyolysis have been reported in patients with a history of renal insufficiency of unknown severity, as a precautionary measure and pending further experience in renal disease, the lowest dose (10 mg/day) of LIPITOR should be used in these patients. Similar precautions apply in patients with severe renal insufficiency [creatinine clearance <30 mL/min (<0.5 mL/sec)]; the lowest dosage should be used and implemented cautiously (see **WARNINGS AND PRECAUTIONS, Muscle Effects; DRUG INTERACTIONS**). Refer also to **DOSAGE AND ADMINISTRATION**.

Sensitivity/Resistance

Hypersensitivity

An apparent hypersensitivity syndrome has been reported with other HMG-CoA reductase inhibitors which has included 1 or more of the following features: anaphylaxis, angioedema, lupus erythematosus-like syndrome, polymyalgia rheumatica, vasculitis, purpura, thrombocytopenia, leukopenia, hemolytic anemia, positive ANA, ESR increase, eosinophilia, arthritis, arthralgia, urticaria, asthenia, photosensitivity, fever, chills, flushing, malaise, dyspnea, toxic epidermal necrolysis, erythema multiforme, including Stevens-Johnson syndrome. Although to date hypersensitivity syndrome has not been described as such, LIPITOR should be discontinued if hypersensitivity is suspected.

Special Populations

Use in Pregnancy:

LIPITOR is contraindicated during pregnancy (see CONTRAINDICATIONS).

There are no data on the use of LIPITOR during pregnancy. LIPITOR should be administered to women of childbearing age only when such patients are highly unlikely to conceive and have been informed of the potential hazards. If the patient becomes pregnant while taking LIPITOR, the drug should be discontinued and the patient apprised of the potential risk to the fetus.

Use in Nursing Mothers: In rats, milk concentrations of atorvastatin are similar to those in plasma. It is not known whether this drug is excreted in human milk. Because of the potential for adverse reactions in nursing infants, women taking LIPITOR should not breast-feed (see **CONTRAINDICATIONS**).

Pediatric Use: Safety and effectiveness of LIPITOR in patients 10-17 years of age (N=140) with heterozygous familial hypercholesterolemia have been evaluated in a controlled clinical trial of 6 months duration in adolescent boys and postmenarchal girls. Patients treated with LIPITOR had a safety and tolerability profile generally similar to that of placebo. Doses greater than 20 mg have not been studied in this patient population.

LIPITOR had no effect on growth or sexual maturation in boys and in girls. The effects on menstrual cycle were not assessed [see **PHARMACOLOGY**, Clinical Studies section; **ADVERSE REACTIONS**, Pediatric Patients; and **DOSAGE AND ADMINISTRATION** for Heterozygous Familial Hypercholesterolemia in Pediatric Patients (10-17 years of age)].

Adolescent females should be counselled on appropriate contraceptive methods while on LIPITOR therapy (see **CONTRAINDICATIONS** and **PRECAUTIONS**, Use in Pregnancy). LIPITOR has not been studied in controlled clinical trials involving pre-pubertal patients or patients younger than 10 years of age.

Doses of LIPITOR up to 80 mg/day for 1 year have been evaluated in 8 pediatric patients with

homozygous familial hypercholesterolemia (see Clinical Studies - Heterozygous Familial Hypercholesterolemia in pediatric patients).

Geriatric Use: Treatment experience in adults 70 years or older (N=221) with doses of LIPITOR up to 80 mg/day has demonstrated that the safety and effectiveness of atorvastatin in this population was similar to that of patients <70 years of age. Pharmacokinetic evaluation of atorvastatin in subjects over the age of 65 years indicates an increased AUC. As a precautionary measure, the lowest dose should be administered initially (see **DETAILED PHARMACOLOGY, Human Pharmacokinetics; REFERENCES**).

Elderly patients may be more susceptible to myopathy (see WARNINGS – Muscle Effects – Predisposing Factors for Myopathy/Rhabdomyolysis).

ADVERSE REACTIONS

Adverse Drug Reaction Overview

LIPITOR is generally well-tolerated. Adverse reactions have usually been mild and transient. In controlled clinical studies (placebo-controlled and active-controlled comparative studies with other lipid lowering agents) involving 2502 patients, <2% of patients were discontinued due to adverse experiences attributable to LIPITOR. Of these 2502 patients, 1721 were treated for at least 6 months and 1253 for 1 year or more.

Adverse experiences occurring at an incidence $\geq 1\%$ in patients participating in placebo-controlled clinical studies of LIPITOR and reported to be possibly, probably or definitely drug related are shown in Table 1 below:

TABLE 1: Associated Adverse Events Reported in $\geq 1\%$ of Patients in Placebo Controlled Clinical Trials

	Placebo % (n=270)	LIPITOR % (n=1122)
GASTROINTESTINAL		
Constipation	1	1
Diarrhea	1	1
Dyspepsia	2	1
Flatulence	2	1
Nausea	0	1
NERVOUS SYSTEM		
Headache	2	1
MISCELLANEOUS		
Pain	<1	1
Myalgia	1	1
Asthenia	<1	1

The following additional adverse events were reported in clinical trials; not all events listed below have been associated with a causal relationship to LIPITOR therapy: Muscle cramps, myositis, myopathy, paresthesia, peripheral neuropathy, pancreatitis, hepatitis, cholestatic jaundice, anorexia, vomiting, alopecia, pruritus, rash, impotence, hyperglycemia, and hypoglycemia.

Heterozygous Familial Hypercholesterolemia in Pediatric Patients (ages 10-17 years):

In a 26-week controlled study in boys and postmenarchal girls (n=187, where 140 patients received LIPITOR), the safety and tolerability profile of LIPITOR 10 to 20 mg daily was similar to that of placebo. The adverse events reported in $\geq 1\%$ of patients were as follows: abdominal pain, depression and headache (see PHARMACOLOGY, Clinical Studies and PRECAUTIONS, Pediatric Use).

Laboratory Changes and Adverse Events

The criteria for clinically significant laboratory changes were >3 X the upper limit of normal (ULN) for liver enzymes, and >5 X ULN for creatine kinase. A total of 8 unique subjects met one or more of these criteria during the double-blind phase. Hence, the incidence of patients who experienced abnormally high enzymatic levels (AST/ALT and creatine kinase) was $> 4\%$ (8/187).

Five atorvastatin and one placebo subjects had increases in CK >5 X ULN during the double-blind phase; two of the five atorvastatin treated subjects had increases in CK > 10 X ULN.

There were 2 subjects who had clinically significant increases in ALT.

Abnormal Hematologic and Clinical Chemistry Findings

Laboratory Tests: Increases in serum transaminase levels have been noted in clinical trials (see **WARNINGS AND PRECAUTIONS**).

Post-Market Adverse Drug Reactions

The following adverse events have also been reported during post-marketing experience with LIPITOR, regardless of causality assessment:

Very rare reports: severe myopathy with or without rhabdomyolysis (see **WARNINGS AND PRECAUTIONS, Muscle Effects, Renal Insufficiency and DRUG INTERACTIONS**).

Isolated reports: Gynecomastia, thrombocytopenia, arthralgia and allergic reactions including urticaria, angioneurotic edema, anaphylaxis and bullous rashes (including erythema multiforme, Stevens-Johnson syndrome and toxic epidermal necrolysis)], fatigue, back pain, chest pain, malaise, dizziness, amnesia, peripheral edema, weight gain, abdominal pain, insomnia, hypoesthesia and tinnitus.

These may have no causal relationship to atorvastatin.

Ophthalmologic observations: see **WARNINGS AND PRECAUTIONS**.

DRUG INTERACTIONS

Overview

Pharmacokinetic interaction studies conducted with drugs in healthy subjects may not detect the possibility of a potential drug interaction in some patients due to differences in underlying diseases and use of concomitant medications (see also **WARNINGS AND PRECAUTIONS, Special Populations; Renal Insufficiency; Patients with Severe Hypercholesterolemia; Geriatric Use**).

Concomitant Therapy with Other Lipid Metabolism Regulators: Based on post-marketing surveillance, gemfibrozil, fenofibrate, other fibrates, and lipid lowering doses of niacin (nicotinic acid) may increase the risk of myopathy when given concomitantly with HMG-CoA reductase inhibitors, probably because they can produce myopathy when given alone (see **WARNINGS – Muscle Effects**). Therefore, combined drug therapy should be approached with caution.

Cytochrome P-450-mediated Interactions: Atorvastatin is metabolized by the cytochrome P-450 isoenzyme, CYP 3A4. Erythromycin, a CYP 3A4 inhibitor, increased atorvastatin plasma levels by 40%. Coadministration of CYP 3A4 inhibitors, such as grapefruit juice, some macrolide antibiotics (i.e. erythromycin, clarithromycin), immunosuppressants (cyclosporine), azole antifungal agents (i.e. itraconazole, ketoconazole), protease inhibitors, or the antidepressant, nefazodone, may have the potential to increase plasma concentrations of HMG

CoA reductase inhibitors, including LIPITOR (see **REFERENCES**). Caution should thus be exercised with concomitant use of these agents (see **WARNINGS AND PRECAUTIONS, Pharmacokinetic Interactions, Muscle Effects, Renal Insufficiency and Endocrine Function; DOSAGE AND ADMINISTRATION; REFERENCES**).

Drug-Drug Interactions

Suggested: The drugs listed in this table are based on either drug interactions studies, case reports, or potential interactions due to the expected magnitude and seriousness of the interaction (i.e., those identified as contraindicated). Interactions with other drugs have not been established.

Table 2- Established or Potential Drug-Drug Interactions

Proper name	Effect	Clinical comment
Bile Acid Sequestrants	<p><u>Patients with mild to moderate HC:</u> ↑ LDL-C reduction (-45%) when LIPITOR 10 mg and colestipol 20 g were coadministered than when either drug was administered alone (-35% for LIPITOR and -22% for colestipol).</p> <p><u>Patients with severe HC:</u> LDL-C reduction was similar (-53%) when LIPITOR 40 mg and colestipol 20 g were coadministered when compared to that with LIPITOR 80 mg alone. ↓ plasma concentration (~26%) when LIPITOR 40 mg plus colestipol 20 g were coadministered compared with LIPITOR 40 mg alone.</p> <p>However, the combination drug therapy was less effective in lowering TG than LIPITOR monotherapy in both types of hypercholesterolemic patients.</p>	When LIPITOR is used concurrently with colestipol or any other resin, an interval of at least 2 hours should be maintained between the two drugs, since the absorption of LIPITOR may be impaired by the resin.
Fibric Acid Derivatives (Gemfibrozil, Fenofibrate, Bezafibrate) and Niacin (nicotinic acid)	↑ in the risk of myopathy during treatment with other drugs in this class, including atorvastatin, with concurrent administration with a fibric acid derivative	Although there is limited experience with the use of LIPITOR given concurrently with fibric acid derivatives and niacin, the benefits and risks of such combined therapy should be carefully considered (see WARNINGS AND PRECAUTIONS, Muscle Effects and REFERENCES).
Coumarin Anticoagulants	No clinically significant effect on prothrombin time	LIPITOR had no clinically significant effect on prothrombin time when administered to patients receiving chronic warfarin therapy (see REFERENCES).
Digoxin	<p>In healthy subjects, digoxin PK at steady-state were not significantly altered by coadministration of digoxin 0.25 mg and LIPITOR 10 mg daily.</p> <p>↑ in digoxin steady-state concentrations by ~20% following coadministration of digoxin 0.25 mg and LIPITOR 80 mg daily (see DETAILED PHARMACOLOGY, Human Pharmacokinetics).</p>	Patients taking digoxin should be monitored appropriately.

Proper name	Effect	Clinical comment
<p><u>Antihypertensive Agents:</u></p> <p>Amlodipine</p> <p>Quinapril</p>	<p>No evidence to date of clinically significant adverse interactions. In healthy subjects, atorvastatin PK were not altered by the coadministration of LIPITOR 80 mg and amlodipine 10 mg at steady state. No apparent changes in BP or HR.</p> <p>Steady-state quinapril dosing of 80 mg QD did not significantly affect the PK profile of atorvastatin tablets 10 mg QD.</p>	<p>See DETAILED PHARMACOLOGY – Human Pharmacokinetics</p>
<p>Oral Contraceptives and Hormone Replacement Therapy</p>	<p>↑ plasma concentrations (AUC levels) of norethindone by ~30% and ethinyl estradiol by ~20% following coadministration of LIPITOR with an oral contraceptive containing 1 mg norethindone and 35 µg ethinyl estradiol.</p> <p>In clinical studies, LIPITOR was used concomitantly with estrogen replacement therapy without evidence to date of clinically significant adverse interactions.</p>	<p>These increases should be considered when selecting an oral contraceptive.</p>
<p>Antacids</p>	<p>↓ in plasma concentrations of LIPITOR by ~35% following administration of aluminum and magnesium based antacids, such as Maalox® TC Suspension.</p> <p>LDL-C reduction was not altered; TG-lowering effect of LIPITOR may be affected.</p>	
<p>Cimetidine</p>	<p>No effect on plasma concentrations or LDL-C lowering efficacy of LIPITOR</p> <p>↓ in TG-lowering effect of LIPITOR from 34% to 26%</p>	
<p>Terfenadine</p>	<p>Coadministration of maximum doses of both atorvastatin (80 mg) and terfenadine (120 mg) was shown to produce a modest ↑ in terfenadine AUC. QTc interval remained unchanged.</p>	<p>Since an interaction between these two drugs cannot be excluded in patients with predisposing factors for arrhythmia, (e.g. preexisting prolonged QT interval, severe coronary artery disease, hypokalemia), caution should be exercised when these agents are coadministered (see WARNINGS AND PRECAUTIONS, Pharmacokinetic Interactions; DOSAGE AND ADMINISTRATION; DETAILED PHARMACOLOGY - Human Pharmacokinetics)</p>

Proper name	Effect	Clinical comment
Antipyrine	LIPITOR had no effect on the PK of antipyrine	Antipyrine was used as a non-specific model for drugs metabolized by the microsomal hepatic enzyme system (cytochrome P-450 system). Interactions with other drugs metabolized via the same cytochrome isozymes are not expected.
Macrolide Antibiotics (azithromycin, clarithromycin, erythromycin). Clarithromycin and erythromycin are both CYP3A4 inhibitors	In healthy adults, coadministration of LIPITOR (10 mg QD) and azithromycin (500 mg QD) did not significantly alter the plasma concentrations of atorvastatin. ↑ plasma concentration by ~40% with erythromycin (500 mg QID) and ~80% with clarithromycin (500 mg BID) when coadministered with atorvastatin (10 mg QD)	See WARNINGS AND PRECAUTIONS, Muscle Effects; DETAILED PHARMACOLOGY – Human Pharmacokinetics
Protease Inhibitors (nelfinavir mesylate)	↑ plasma concentrations of atorvastatin when atorvastatin 10 mg QD is coadministered with nelfinavir mesylate 1250 mg BID ↑ AUC by 74% and ↑ C _{max} by 122%	Nelfinavir is a known CYP3A4 inhibitor.

Legend: HC = hypercholesterolemia; TG = Triglycerides; PK = pharmacokinetics; BP = Blood Pressure; HR = Heart Rate

Drug-Food Interactions

Coadministration of grapefruit juice may have the potential to increase plasma concentrations of HMG CoA reductase inhibitors, including LIPITOR.

Drug-Herb Interactions

Interactions with herbal products have not been established.

Drug/Laboratory Test Interactions

LIPITOR may elevate serum transaminase and creatine kinase levels (from skeletal muscle). In the differential diagnosis of chest pain in a patient on therapy with LIPITOR, cardiac and noncardiac fractions of these enzymes should be determined.

DOSAGE AND ADMINISTRATION

Patients should be placed on a standard cholesterol-lowering diet [at least equivalent to the Adult Treatment Panel III (ATP III) TLC diet] before receiving LIPITOR, and should continue on this diet during treatment with LIPITOR. If appropriate, a program of weight control and physical exercise should be implemented.

Prior to initiating therapy with LIPITOR, secondary causes for elevations in plasma lipid levels should be excluded. A lipid profile should also be performed.

Primary Hypercholesterolemia and Combined (Mixed) Dyslipidemia, Including Familial Combined Hyperlipidemia

The recommended starting dose of LIPITOR is 10 or 20 mg once daily, depending on patient's LDL-C reduction required (see Tables 3 and 4). Patients who require a large reduction in LDL-C (more than 45%) may be started at 40 mg once daily. The dosage range of LIPITOR is 10 to 80 mg once daily. Doses can be given at any time of the day with or without food, and should preferably be given in the evening. A significant therapeutic response is evident within 2 weeks, and the maximum response is usually achieved within 2-4 weeks. The response is maintained during chronic therapy. Adjustments of dosage, if necessary, should be made at intervals of 2 to 4 weeks. The maximum dose is 80 mg/day.

The following reductions in total cholesterol and LDL-C levels have been observed in 2 dose-response studies, and may serve as a guide to treatment of patients with mild to moderate hypercholesterolemia:

TABLE 3. Dose-Response in Patients with Mild to Moderate Hypercholesterolemia (Mean Percent Change from Baseline)^a

Lipid Parameter	LIPITOR Dose (mg/day)			
	10 (N=22)	20 (N=20)	40 (N=21)	80 (N=23)
Total-C: 7.1 mmol/L ^b (273 mg/dL) ^b	-29	-33	-37	-45
LDL-C: 4.9 mmol/L ^b (190 mg/dL) ^b	-39	-43	-50	-60

^a Results are pooled from 2 dose-response studies

^b Mean baseline values

The dosage of LIPITOR should be individualized according the baseline LDL-C, total-C/HDL-C ratio and/or TG levels to achieve the recommended target lipid values at the lowest dose needed to achieve LDL-C target (see Recommendations for the Management of Dyslipidemia and the Prevention of Cardiovascular Disease [Canada] summarized below in Table 4, and/or the Third Report of the US National Cholesterol Education Program [NCEP Adult Treatment Panel III]), and the patient's response. Lipid levels should be monitored periodically and, if necessary, the dose of LIPITOR adjusted based on target lipid levels recommended by guidelines.

010000054250661.01.Approved\07-Dec-2005 13:34

Table 4: Canadian Recommendations for the Target Lipid Values based on Level of Risk

Risk category	Target Levels	
	LDL-C level (mmol/L)	Total-C/HDL-C ratio
High* (10-year risk of CAD \geq 20%, or a history of diabetes mellitus** or any atherosclerotic disease)	< 2.5	and < 4.0
Moderate (10-year risk 11%–19%)	< 3.5	and < 5.0
Low*** (10-year risk \leq 10%)	< 4.5	and < 6.0

Note: LDL-C = low-density lipoprotein cholesterol.

*Apolipoprotein B can be used as an alternative measurement, particularly for follow-up of patients treated with statins. An optimal level of apolipoprotein B in a patient at high risk is <0.9 g/L, in a patient at moderate risk <1.05 g/L and in a patient at low risk <1.2 g/L.

**Includes patients with chronic kidney disease and those undergoing long-term dialysis.

***In the ‘very low’ risk stratum, treatment may be deferred if the 10-year estimate of cardiovascular disease is <5% and the LDL-C level is <5.0 mmol/L.

Severe Dyslipidemias

In patients with severe dyslipidemias, including homozygous and heterozygous familial hypercholesterolemia and dysbetalipoproteinemia (Type III), higher dosages (up to 80 mg/day) may be required (see **WARNINGS AND PRECAUTIONS, Pharmacokinetic Interactions, Muscle Effects; DRUG INTERACTIONS**).

Heterozygous Familial Hypercholesterolemia in Pediatric Patients (10-17 years of age)

In this population, the recommended starting dose of LIPITOR is 10 mg/day; the maximum recommended dose is 20 mg/day (doses greater than 20 mg/day have not been studied in this patient population). Doses should be individualized according to the recommended goal of therapy (see NCEP Pediatric Panel Guidelines, **INDICATIONS AND CLINICAL USE** and **PHARMACOLOGY, Clinical Studies**). Adjustments should be made at intervals of 4 weeks or more.

010000054290661.01.Approved\07-Dec-2005 13:34

NCEP (National Cholesterol Education Program) Pediatric Panel Guidelines
 Classification of cholesterol levels in pediatric patients with a familial history of hypercholesterolemia or premature cardiovascular disease is summarized below:

Category	Total-C (mmol/L [mg/dL])	LDL-C (mmol/L [mg/dL])
Acceptable	<4.4 [170]	<2.8 [110]
Borderline	4.4-5.1 [170-199]	2.8-3.3 [110-129]
High	≥5.2 [200]	≥3.4 [130]

Concomitant Therapy

See **DRUG INTERACTIONS**.

Dosage in Patients with Renal Insufficiency

See **WARNINGS AND PRECAUTIONS**.

OVERDOSAGE

There is no specific treatment for atorvastatin overdosage. Should an overdose occur, the patient should be treated symptomatically and supportive measures instituted as required. Due to extensive drug binding to plasma proteins, hemodialysis is not expected to significantly enhance atorvastatin clearance. (See **ADVERSE REACTIONS**)

ACTION AND CLINICAL PHARMACOLOGY

Mechanism of Action

LIPITOR (atorvastatin calcium) is a synthetic lipid-lowering agent. It is a selective, competitive inhibitor of 3-hydroxy-3-methylglutaryl-coenzyme A (HMG-CoA) reductase. This enzyme catalyzes the conversion of HMG-CoA to mevalonate, which is an early and rate-limiting step in the biosynthesis of cholesterol.

LIPITOR lowers plasma cholesterol and lipoprotein levels by inhibiting HMG-CoA reductase and cholesterol synthesis in the liver and by increasing the number of hepatic Low Density Lipoprotein (LDL) receptors on the cell-surface for enhanced uptake and catabolism of Low Density Lipoprotein (LDL).

LIPITOR reduces LDL-Cholesterol (LDL-C) and the number of LDL particles. Lipitor also reduces Very Low Density Lipoprotein-Cholesterol (VLDL-C), serum triglycerides (TG) and Intermediate Density Lipoproteins (IDL), as well as the number of apolipoprotein B (apo B) containing particles, but increases High Density Lipoprotein-Cholesterol (HDL-C). Elevated serum cholesterol due to elevated LDL-C is a major risk factor for the development of cardiovascular disease. Low serum concentration of HDL-C is also an independent risk factor.

01000005425066\1.0\Approved\07-Dec-2005 13:34

Elevated plasma TG is also a risk factor for cardiovascular disease, particularly if due to increased IDL, or associated with decreased HDL-C or increased LDL-C.

Epidemiologic, clinical and experimental studies have established that high LDL-C, low HDL-C and high plasma TG promote human atherosclerosis and are risk factors for developing cardiovascular disease. Some studies have also shown that the total (TC):HDL-C ratio (TC:HDL-C) is the best predictor of coronary artery disease. In contrast, increased levels of HDL-C are associated with decreased cardiovascular risk. Drug therapies that reduce levels of LDL-C or decrease TG while simultaneously increasing HDL-C have demonstrated reductions in rates of cardiovascular mortality and morbidity.

Pharmacodynamics

The lowering of total cholesterol, LDL-C and ApoB have been shown to reduce the risk of cardiovascular events and mortality.

LIPITOR (atorvastatin calcium) is a selective, competitive inhibitor of HMG-CoA reductase. In both subjects and in patients with homozygous and heterozygous familial hypercholesterolemia, nonfamilial forms of hypercholesterolemia, mixed dyslipidemia, hypertriglyceridemia, and dysbetalipoproteinemia, LIPITOR has been shown to reduce levels of total cholesterol (total-C), LDL-C, apo B and total TG, and raises HDL-C levels.

Epidemiologic and clinical studies have associated the risk of coronary artery disease (CAD) with elevated levels of total-C, LDL-C and decreased levels of HDL-C. These abnormalities of lipoprotein metabolism are considered as major contributors to the development of the disease. Other factors, e.g. interactions between lipids/lipoproteins and endothelium, platelets and macrophages, have also been incriminated in the development of human atherosclerosis and of its complications. Regardless of the intervention used (low-fat/low-cholesterol diet, partial ileal bypass surgery or pharmacologic therapy), effective treatment of hypercholesterolemia/dyslipidemia has consistently been shown to reduce the risk of CAD.

Clinical studies have also shown that serum triglycerides are an independent risk factor for CAD. CAD risk is especially increased if the hypertriglyceridemia is due to increased intermediate density lipoproteins (IDL) or associated with decreased HDL or increased LDL-C. In addition, high TG levels are associated with an increased risk of pancreatitis.

LIPITOR reduces LDL-C and the number of LDL particles, lowers Very Low Density Lipoprotein-Cholesterol (VLDL-C) and serum triglyceride, reduces the number of apo B containing particles, and also increases HDL-C. LIPITOR is effective in reducing LDL-C in patients with homozygous familial hypercholesterolemia, a condition that rarely responds to any other lipid-lowering medication. In addition to the above effects, LIPITOR reduces IDL-C and apolipoprotein E (apo E) in patients with dysbetalipoproteinemia (Type III).

In patients with type II hyperlipidemia, atorvastatin improved endothelial dysfunction. Atorvastatin significantly improved flow-mediated endothelium-dependent dilatation induced by reactive hyperemia, as assessed by brachial ultrasound ($p < 0.01$).

Pharmacokinetics

Absorption: Atorvastatin is rapidly absorbed after oral administration; maximal plasma concentrations occur within 1 to 2 hours. Extent of absorption and plasma atorvastatin concentrations increase in proportion to atorvastatin dose. Atorvastatin tablets are 95-99% bioavailable compared to solutions. The absolute bioavailability (parent drug) of atorvastatin is approximately 12% and the systemic availability of HMG-CoA reductase inhibitory activity is approximately 30%. The low systemic availability is attributed to presystemic clearance in gastrointestinal mucosa and/or first-pass metabolism in the liver. Although food decreases the rate and extent of drug absorption by approximately 25% and 9%, as assessed by C_{max} and AUC respectively, LDL-C reduction and HDL-C elevation are similar when atorvastatin is given with and without food. Plasma atorvastatin concentrations are lower (approximately 30% for C_{max} and AUC) following drug administration in the evening compared with morning dosing. However, LDL-C reduction and HDL-C elevation are the same regardless of the time of drug administration.

Distribution: Mean volume of distribution of atorvastatin is approximately 381 liters. Atorvastatin is $\geq 98\%$ bound to plasma proteins. A blood/plasma ratio of approximately 0.25 indicates poor drug penetration into red blood cells. Based on observations in rats, atorvastatin is likely to be secreted in human milk.

Metabolism: Atorvastatin is extensively metabolized to ortho- and para-hydroxylated derivatives by cytochrome P-450 3A4 (CYP 3A4) and to various beta-oxidation products. In vitro, inhibition of HMG-CoA reductase by ortho- and para-hydroxylated metabolites is equivalent to that of atorvastatin. Approximately 70% of circulating inhibitory activity for HMG-CoA reductase is attributed to active metabolites. In animals, the ortho-hydroxy metabolite undergoes further glucuronidation. Atorvastatin and its metabolites are eliminated by biliary excretion.

Excretion: Atorvastatin is eliminated primarily in bile following hepatic and/or extrahepatic metabolism; however, the drug does not appear to undergo significant enterohepatic recirculation. Mean plasma elimination half-life of atorvastatin in humans is approximately 14 hours, but the half-life for inhibitory activity for HMG-CoA reductase is 20 to 30 hours due to the contribution of longer-lived active metabolites. Less than 2% of a dose of atorvastatin is recovered in urine following oral administration.

Special Populations and Conditions

Pediatrics: Assessment of pharmacokinetic parameters such as C_{max}, AUC and bioavailability of LIPITOR in pediatric patients (>10-<17 years old, postmenarche) was not performed during the 6-month, placebo-controlled trial referred to earlier (see Clinical Studies - Heterozygous Familial Hypercholesterolemia in Pediatric Patients and PRECAUTIONS - Pediatric Use).

Geriatrics: Plasma concentrations of atorvastatin are higher (approximately 40% for C_{max} and 30% for AUC) in healthy elderly subjects (age 65 years or older) compared with younger individuals. LDL-C reduction, however, is comparable to that seen in younger patient populations.

Gender: Plasma concentrations of atorvastatin in women differ (approximately 20% higher for C_{max} and 10% lower for AUC) from those in men; however, there is no clinically significant difference in LDL-C reduction between men and women.

Race: Plasma concentrations of atorvastatin are similar in black and white subjects.

Hepatic Insufficiency: Plasma concentrations of atorvastatin are markedly increased (approximately 16-fold in C_{max} and 11-fold in AUC) in patients with chronic alcoholic liver disease (Childs-Pugh B).

Renal Insufficiency: Plasma concentrations and LDL-C lowering efficacy of LIPITOR are similar in patients with moderate renal insufficiency compared with patients with normal renal function. However, since several cases of rhabdomyolysis have been reported in patients with a history of renal insufficiency of unknown severity, as a precautionary measure and pending further experience in renal disease, the lowest dose (10 mg/day) of LIPITOR should be used in these patients. Similar precautions apply in patients with severe renal insufficiency [creatinine clearance <30 mL/min (<0.5 mL/sec)]; the lowest dosage should be used and implemented cautiously (see **WARNINGS AND PRECAUTIONS, Muscle Effects; DRUG INTERACTIONS; DOSAGE AND ADMINISTRATION**).

STORAGE AND STABILITY

Store at controlled room temperature 15 to 30°C.

SPECIAL HANDLING INSTRUCTIONS

Not applicable.

DOSAGE FORMS, COMPOSITION AND PACKAGING

Dosage Forms

LIPITOR (atorvastatin calcium) tablets are formulated for oral administration and are available in tablet doses of 10 mg, 20 mg, 40 mg and 80 mg.

Tablet Composition

Each tablet contains either 10 mg, 20 mg, 40 mg or 80 mg atorvastatin as the active ingredient. Each tablet also contains the following non-medicinal ingredients: calcium carbonate, croscarmellose sodium, hydroxypropyl cellulose, hydroxypropyl methylcellulose, lactose monohydrate, magnesium stearate, microcrystalline cellulose, polyethylene glycol, polysorbate 80, simethicone emulsion, talc, and titanium dioxide. The 10mg, 20mg, and 40mg tablets also contain candelilla wax.

LIPITOR (atorvastatin calcium) is available in dosage strengths of 10 mg, 20 mg, 40 mg and 80 mg atorvastatin per tablet.

Packaging

10 mg: White, elliptical, film-coated tablet, coded "10" on one side and "PD 155" on the other. Available in bottles of 90 tablets.

20 mg: White, elliptical, film-coated tablet, coded "20" on one side and "PD 156" on the other. Available in bottles of 90 tablets.

40 mg: White, elliptical, film-coated tablet, coded "40" on one side and "PD 157" on the other. Available in bottles of 90 tablets.

80 mg: White, elliptical, film-coated tablet, coded "80" on one side and "PD 158" on the other. Available in blisters of 30 tablets (3 strips X 10).

010000054290661.01.Approved\07-Dec-2005 13:34

PART II: SCIENTIFIC INFORMATION

PHARMACEUTICAL INFORMATION

Drug Substance

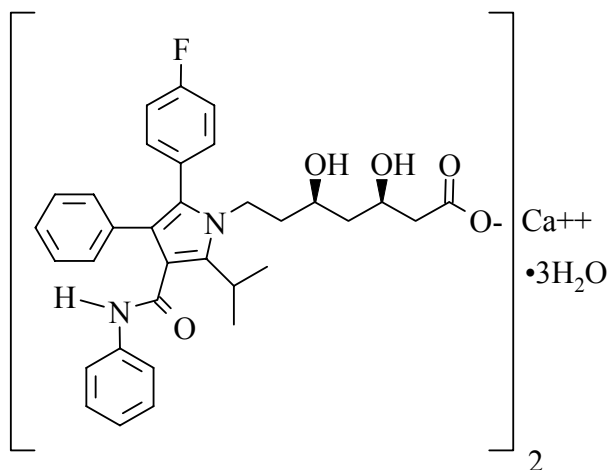
Proper name: Atorvastatin calcium

Chemical name: [R-(R*,R*)]-2-(4-fluorophenyl)-β,δ-dihydroxy-5-(1-methylethyl)-3-phenyl-4-[(phenylamino)carbonyl]-1H-pyrrole-1-heptanoic acid, calcium salt (2:1) trihydrate

Empirical Formula: $(C_{33}H_{34}FN_2O_5)_2Ca \cdot 3H_2O$

Molecular Weight: 1209.42

Structural formula:



Description: Atorvastatin calcium is a white to off-white crystalline powder that is practically insoluble in aqueous solutions of pH 4 and below. Atorvastatin calcium is very slightly soluble in distilled water, pH 7.4 phosphate buffer and acetonitrile, slightly soluble in ethanol, and freely soluble in methanol.

CLINICAL TRIALS

Hypercholesterolemia

LIPITOR (atorvastatin calcium) has been shown to significantly improve lipid profiles in a variety of dyslipidemic conditions. LIPITOR has been shown to be highly effective in reducing total and LDL-cholesterol, and triglycerides and apolipoprotein B in patients with primary hypercholesterolemia, familial and non-familial hypercholesterolemia, and mixed hyperlipidemia, including familial combined hyperlipidemia and patients with non-insulin dependent diabetes mellitus (NIDDM).

In 2 multicenter, placebo-controlled, double-blind dose-response studies in patients with mild to moderate hypercholesterolemia (Fredrickson types IIa and IIb), LIPITOR given as a single daily dose over 6 weeks reduced total-C, LDL-C, apo B, and TG; HDL was increased (Table 5). A therapeutic response was evident within 2 weeks, and the maximum response was usually achieved within 2-4 weeks.

TABLE 5. Dose-Response in Patients with Mild to Moderate Hypercholesterolemia (Fredrickson Types IIa and IIb) (Mean Percent Change from Baseline)^a

LIPITOR Dose (mg/day)	N	Total-C	LDL-C	Apo B	TG	HDL-C
Placebo	21	+4	+4	+3	+10	-3
10	22	-29	-39	-32	-19	+6
20	20	-33	-43	-35	-26	+9
40	21	-37	-50	-42	-29	+6
80	23	-45	-60	-50	-37	+5

^a Results are pooled from 2 dose-response studies

In a pooled data set from 24 controlled clinical trials in patients with primary hypercholesterolemia (type IIa) and mixed (combined) dyslipidemia (type IIb), LIPITOR increased HDL C by 5% to 8% from baseline at each dose tested (10, 20, 40, and 80 mg QD) (Table 6). In patients with HDL C < 0.9 mmol/L (a condition often observed in persons with the metabolic syndrome) [see **INDICATIONS AND CLINICAL USE**], LIPITOR raised HDL-C 7% to 14%. These changes were independent of the dose administered. LIPITOR also decreased total-C/HDL-C, LDL-C/HDL-C, and non-HDL-C/HDL-C ratios from baseline in a dose dependent manner (Table 6). LIPITOR (10, 20, 40 and 80 mg QD) increased HDL-C levels from baseline for both men and women.

TABLE 6. Adjusted^a Mean Percent Changes from Baseline in HDL-C, Total-C/HDL-C, LDL-C/HDL-C, Non-HDL-C/HDL-C, and HDL ≤ C, 0.9 mmol/L for Patients^b With Mild to Moderate Hypercholesterolemia (Fredrickson Types IIa and IIb)

LIPITOR Dose (mg/day)	N (all patients)	HDL-C	Total-C/HDL-C	LDL-C/HDL-C	Non HDL-C/HDL-C	HDL-C (baseline ≤ 0.9 mmol/L) (N)
Placebo	250	+0.2‡	+2.8‡	+3.8‡	+3.5‡	+6.2* (17)
10	1871	+6.4	-29.3†	-37.0†	-35.5†	+13.8 (248)
20	147	+7.8	-36.0†	-44.1†	-43.0†	+8.3 (20)
40	115	+7.1	-38.9†	-49.6†	-47.1†	+8.6 (8)
80	318	+5.0	-43.5†	-55.3†	-52.4†	+7.1 (58)

^a Least squares means from ANCOVA model with study, treatment and baseline

^b Data pooled from 24 controlled studies

† significant linear dose trend

‡ significantly different from LIPITOR 10 mg (p<0.01)

* significantly different from LIPITOR 10 mg (p<0.05)

In another multicenter, placebo controlled, double blind trial in patients with hypertriglyceridemia, LIPITOR lowered triglycerides in a dose related manner, without causing a redistribution of triglycerides into various lipoprotein fractions (Table 7).

TABLE 7. Efficacy in Patients with Hypertriglyceridemia (Mean Percent Change from Baseline)

LIPITOR Dose (mg/day)	N	VLDL-C	Total-C	VLDL-TG	LDL-C	TG	HDL-C	Apo B
Placebo	12	-2.0	+0.3	-6.6	+1.4	-5.3	+2.4	+2.7
5	11	-34.0*	-19.9*	-28.7	-12.7*	-27.3	+7.1	-15.4*
20	12	-46.0*	-33.1*	-35.7*	-31.1*	-33.7*	+10.6	-32.7*
80	11	-54.2*	-41.3*	-43.6*	-36.1*	-42.4*	+11.8*	-38.7*

* Significantly different from placebo, p<0.05

Comparison of pooled data by Fredrickson types shows similar reductions for Type IIa and IIb patients in total-C, LDL-C and apo B; however, Type IIb patients, and Types IV patients experience a greater percent decrease in VLDL-C and TG levels (Table 8).

TABLE 8. Efficacy in Patients by Fredrickson Type^a
(Mean Percent Change from Baseline)

Lipid Parameter	LIPITOR 10 mg/day		
	Type IIa (N = 935)	Type IIb (N = 550)	Type IV (N = 29)
LDL-C	-36	-35	-26
Apo B	-28	-28	-25
Total-C	-27	-27	-25
TG	-14	-24	-29
VLDL-C	-15	-28	-41
HDL-C	+6	+10	+13
Apo B/HDL-C	-31	-34	-33
Non-HDL-C/HDL-C	-37	-38	-38

^a Pooled dataset

In a pilot study of 8 patients with homozygous familial hypercholesterolemia, the mean decrease in LDL-C with 80 mg/day LIPITOR was 30% for patients not on plasmapheresis, and 31% for patients who continued plasmapheresis. A LDL-C lowering of 35% was observed in receptor defective patients (n=6) and of 19% in receptor negative patients (n=2). All patients also experienced decreases in total-C, apo B, LDL-C/HDL-C and non-HDL-C/HDL-C ratios (Table 9).

Table 9. Patients with Homozygous FH
(Mean Percent Change from Baseline After 8 Weeks)

Lipid Parameter	LIPITOR 80 mg/day		
	All Patients (N=8)	Patients Not on Plasmapheresis (N=3)	Patients on Plasmapheresis (N=5)
Total-C	-29	-29	-29
LDL-C	-31	-30	-31
Apo B	-28	-17	-34
TG	-20	-41	-8
LDL-C/HDL-C Ratio	-23	-19	-25
Non HDL-C/HDL-C Ratio	-22	-19	-24

In an open label study, 69 patients (2-61 years of age) with homozygous familial hypercholesterolemia, and 92 patients with severe hypercholesterolemia who had ≤15% response to maximum combination therapy, received LIPITOR 10 to 80 mg/day. Most patients began LIPITOR treatment with 40 mg/day, but severely debilitated and very young patients began treatment with 10 mg/day. LIPITOR was titrated at 4-week intervals to ≤80 mg/day. The mean reduction in LDL-C for 69 patients diagnosed with homozygous familial hypercholesterolemia was 22%. Table 10 shows the mean percent change in lipid parameters. In 2 receptor-negative patients mean LDL-C reduction was 19%. Six patients had less than a 10% response to treatment.

01000005429066\1.0\Approved\07-Dec-2005 13:34

Table 10. Patients with Homozygous FH or Severe Nonresponsive Hypercholesterolemia (Mean Percent Change from Baseline after 8 Weeks)

Lipid Parameter	Homozygous FH (N=69 ^a)	LIPITOR 80 mg/day
		Severe Unresponsive Hypercholesterolemia (N=92)
Total-C	-21%	-34%
LDL-C	-22%	-39%
TG	-9%	-29%
HDL-C	+3%	+6%

^a Data available from 68 patients

In a 1-year study in patients with heterozygous familial hypercholesterolemia, LIPITOR monotherapy (80 mg/day) was compared with combination therapy of colestipol (10 g BID) plus LIPITOR (40 mg/day). The 2 treatments produced similar effects on total-C, LDL-C, TG, VLDL-C, apo B and HDL-C; however, LIPITOR monotherapy was more effective than LIPITOR plus colestipol in decreasing TG levels (Table 11).

TABLE 11. Efficacy in Patients with Heterozygous Familial Hypercholesterolemia (Mean Percent Change from Baseline after 52 Weeks)

Lipid Parameter	LIPITOR 80 mg/day	LIPITOR 40 mg/day Plus Colestipol 10 g BID
	(N=189)	(N=124)
TOTAL-C	-44	-42
LDL-C	-53	-53
VLDL-C	-33	-17
HDL-C	+7	+9
TG	-33 ^a	-17
non-HDL/HDL-C Ratio	-53	-52
Apo B	-46	-45

^a Significantly different from LIPITOR plus colestipol (p <0.05), ANCOVA.

A comparison of results in patients with heterozygous familial and non-familial hypercholesterolemia shows similar magnitudes of reductions in LDL-C, apo B and non-HDL-C/HDL-C ratio, in both patient populations (Table 12).

Table 12. Efficacy in Heterozygous FH and Non FH Patients[†]
(Mean Percent Change from baseline)

Lipid Parameter	Phenotype	LIPITOR	
		10/mg/day	80 mg/day
LDL-C	Heterozygous FH	-36 (N=140)	-53 (N=154)
	Non FH	-36 (N=1215)	-52 (N=166)
Apo B	Heterozygous FH	-27 (N=134)	-46 (N=153)
	Non FH	-28 (N=1149)	-46 (N=144)
Non HDL-C/HDL-C Ratio	Heterozygous FH	-37 (N=140)	-53 (N=132)
	Non FH	-37 (N=1215)	-54 (N=166)

[†]Data from several studies

Comparison of results in patients with and without familial combined hyperlipidemia (FCH) demonstrated that LIPITOR lowered LDL-C, apo B, total-C, VLDL-C, TG, and the non-HDL-C/HDL-C ratio to a similar extent in both patient populations (Table 13).

Table 13. Efficacy in Patients With and Without FCH^{†, a}
(Mean Percent Change from Baseline)

Lipid Parameter	LIPITOR 10 mg/day	
	FCH (N = 78-84)	Non-FCH (N = 1084-1224)
Total-C	-26%	-27%
LDL-C	-34%	-36%
TG	-21%	-17%
HDL-C	+8%	+7%
Apo B	-26%	-28%
VLDL-C	-25%	-18%
Non HDL-C/HDL-C Ratio	-36%	-37%
LDL-C/Apo B ratio	-9%	-11%

[†]Data from several studies

^a The following criteria were used to define patients with FCH: first degree relative with lipid disorder, TG >250 mg/dL (>2.8 mmol/L), VLDL >45 mg/dL (>1.16 mmol/L), HDL <35 mg/dL (<0.9 mmol/L) (men) or <45 mg/dL (<1.16 mmol/L) (women).

In an open-label, randomised, cross-over study in patients with dysbetalipoproteinemia (Type III), LIPITOR 80 mg/day resulted in a significantly greater reduction in serum lipids than either LIPITOR 10 mg/day or gemfibrozil 1200 mg/day (Table 14).

Table 14. Efficacy in Patients with Type III Hyperlipoproteinemia (Familial Dysbetalipoproteinemia)
Mean Percent Change from Baseline

Lipid parameter	LIPITOR	LIPITOR	Gemfibrozil
	10 mg/day N = 15	80 mg/day N = 16	1200 mg/day N = 16
Total-C	-40	-57 ^a	-34
LDL-C	+20 ^a	-6 ^a	+86
TG	-40 ^a	-56	-52
VLDL-C	-32	-59 ^a	-35
IDL-C	-28 ^a	-50 ^a	-13
IDL-C + VLDL-C	-34	-58 ^a	-33
HDL-C	+3	+13	+11
Apo B (total)	-47	-66 ^a	-53
Apo-C III	-16	-31	-12
Apo-E	-27	-41 ^a	-24

^a significantly different from gemfibrozil, p<0.05 (ANOVA)

In a 6-month, double-blind, study in patients with hyperlipidemia and non-insulin dependent diabetes mellitus (NIDDM), LIPITOR (10 or 20 mg/day) lowered total cholesterol by 27%, LDL-C by 34%, apo B by 30%, TG by 24%, and increased HDL-C by 12% (Table 15).

TABLE 15. Efficacy in Patients with NIDDM
(Mean Percent Change From Baseline)

Lipid Parameter	LIPITOR
	10 or 20 mg/day N=84
Total-C	-27
LDL-C	-34
VLDL-C	-35
TG	-24
VLDL-TG	-26
HDL-C	+12
Apo B	-30

In three, double-blind, multicenter studies in patients with mild to moderate hypercholesterolemia, the number of patients meeting NCEP target LDL-C levels on LIPITOR

was assessed over a 1-year period. After 16 weeks, between 46-74% of patients receiving 10 mg/day LIPITOR reached target LDL-C levels. The efficacy of LIPITOR (10 or 20 mg/day) was maintained over 52 weeks, with between 50-78% of patients achieving their LDL-C target levels.

The effect of LIPITOR was evaluated in comparative clinical trials with lovastatin, simvastatin and pravastatin. **For information on these results please refer to "REFERENCES".**

In a 1-year study in postmenopausal women with primary hyperlipidemia, LIPITOR monotherapy (10 mg/day) was compared with estradiol monotherapy (1 mg/day) and with combination therapy of LIPITOR 10 mg/day plus estradiol 1 mg/day (Table 16). LIPITOR monotherapy (10 mg/day) was significantly more effective in lowering total-C, LDL-C, VLDL-C, TG, apo B and non-HDL-C/HDL-C ratio than estradiol monotherapy (1 mg/day). For combination therapy (LIPITOR plus estradiol), reductions in total-C, LDL-C, VLDL-C, Lp(a), apo B and non HDL-C/HDL-C ratio were similar compared with LIPITOR monotherapy. However, HDL-C levels were significantly higher for combination therapy compared with LIPITOR monotherapy. TG levels were lower with LIPITOR monotherapy compared with combination therapy. Adverse reactions were similar in type and incidence following combination therapy (LIPITOR plus estradiol) compared with estradiol monotherapy.

TABLE 16. Efficacy in Post-menopausal Women
(Mean Percent Change from Baseline After 52 Weeks)

Lipid Parameter	LIPITOR 10 mg/day (N=38)	Estradiol 1 mg/day (N=16)	Lipitor 10 mg/day Plus Estradiol (1mg/day) (N=21)
TOTAL-C	-29	-1 ^a	-27
LDL-C	-40	-5 ^a	-42
VLDL-C	-32	+13 ^a	-20
HDL-C	+8	+11	+20 ^a
TG	-27	+5 ^a	-13 ^a
non-HDL/HDL-C Ratio	-43	-12 ^a	-48
Apo B	-34	-3 ^a	-34

^aSignificantly different from LIPITOR monotherapy (p <0.05), ANCOVA.

In a comparative study with niacin in patients with hypercholesterolemia and mixed hyperlipidemia (Fredrickson types IIa and IIb) and hypertriglyceridemia (Frederickson Type IV), LIPITOR (10 mg/day) had greater cholesterol-lowering efficacy (greater decreases in LDL-C, apo B, LDL-apo B), while niacin (3 g/day) had greater triglyceride-lowering efficacy (greater decreases in TG, VLDL-TG, HDL-TG, VLDL-apo B). LIPITOR was better tolerated by patients compared with niacin (Table 17).

01000005425066\1.0\Approved\07-Dec-2005 13:34

Table 17. LIPITOR versus Niacin
(Mean Percent Change from Baseline)

Parameter	Fredrickson Types IIa and IIb		Fredrickson Type IV	
	Atorvastatin 10 mg (N = 43)	Niacin 3 g/day (N = 39)	Atorvastatin 10 mg (N = 11)	Niacin 3 g/day (N = 12)
LDL-C	-33*	-8	-15*	+14
Apo B	-30*	-16	-23*	-3
Total-C	-28*	-11	-26*	0
TG	-16	-29*	-36	-29
HDL-C	+4	+27*	+4	+25
VLDL-C	-28	-39	-43	-36
Non-HDL-C/HDL-C	-34	-32	-34	-19
Apo B/HDL	-32	-31	-28	-18

* Significant difference between treatments, ANCOVA $p < 0.05$.

In a comparative study with fenofibrate in patients with combined hyperlipidemia or hypertriglyceridemia, LIPITOR (20 mg/day) was more effective in lowering LDL-C, apo B and total cholesterol levels compared to fenofibrate (100 mg TID). Treatment with LIPITOR also resulted in clinically significant reductions in TG and VLDL-C, and increases in HDL-C levels, although not to the same extent as was seen with fenofibrate. LIPITOR therapy resulted in a better reduction of the non-HDL-C/HDL-C ratio, which may be a good indicator of overall lipid-regulating benefit. LIPITOR was also better tolerated compared with fenofibrate (Table 18).

Table 18. LIPITOR versus Fenofibrate
Mean Percent Change From Baseline After 24 Weeks

Parameter	Fredrickson Types IIa and IIb		Fredrickson Type IV	
	Atorvastatin 20 mg (N = 36)	Fenofibrate 300 mg (N = 33)	Atorvastatin 20 mg (N = 9)	Fenofibrate 300 mg (N = 8)
LDL-C	-39*	-7	-28*	+27
Apo B	-36*	-17	-27	-9
Total-C	-34*	-14	-26	-13
TG	-27	-39	-34	-57*
HDL-C	+9	+22*	+8	+30*
VLDL-C	-39	-50	-36	-73*
Non-HDL-C/HDL-C	-44*	-32	-36	-35

* Significant difference between treatments, ANCOVA $p < 0.05$.

Heterozygous Familial Hypercholesterolemia in Pediatric Patients:

In a double-blind, placebo-controlled study followed by an open-label phase, 187 boys and postmenarchal girls 10-17 years of age (mean 14.1 years) with heterozygous familial

hypercholesterolemia (FH) or severe hypercholesterolemia were randomized to LIPITOR (n=140) or placebo (n=47) for 26 weeks after that, all received LIPITOR for 26 weeks. Inclusion in the study required 1) a baseline LDL-C level \geq 4.9 mmol/L (190 mg/dL) or 2) a baseline \geq 4.1 mmol/L (160 mg/dL) and positive family history of FH or documented premature cardiovascular disease in a first- or second-degree relative.

Table 19: Effect of LIPITOR on LDL-C, TC and TG in a controlled trial of 6 months duration in adolescent boys and postmenarchal girls 10-17 years of age (N=187) with heterozygous familial hypercholesterolemia at a dose of 10 and 20 mg.

N	Age	Dose	% Change		
			LDL-C	TC	TG
22	10-13	10 mg	-37.85	-29.3	-9.2
40	14-17	10 mg	-38.2	-29.4	-6.9
33	10-13	20 mg	-42.1	-34.0	-13.3
43	14-17	20 mg	-40.3	-33.0	-18.3

The mean baseline LDL-C value was 5.7 mmol/L (218.6 mg/dL) (range: 3.6-10.0 mmol/L [138.5-385.0 mg/dL]) in the LIPITOR group compared to 5.9 mmol/L (230.0 mg/dL) (range: 4.1-8.4 mmol/L [160.0-324.5 mg/dL]) in placebo group. The dosage of LIPITOR (once daily) was 10 mg for the first 4 weeks and up-titrated to 20 mg if the LDL-C level was $>$ 3.4 mmol/L (130 mg/dL). The number of LIPITOR-treated patients who required up-titration to 20 mg after Week 4 during the double-blind phase was 80 (57.1%).

LIPITOR significantly decreased plasma levels of total-C, LDL-C, triglycerides, and apolipoprotein B during the 26 week double-blind phase (see Table 19, and Table 20).

TABLE 20. Lipid-lowering Effects of Atorvastatin in Adolescent Boys and Girls with Heterozygous Familial Hypercholesterolemia or Severe Hypercholesterolemia (Mean Percent Change from Baseline at Endpoint in Intention-to-Treat Population)

Dosage	N	Total-C	LDL-C	HDL-C	TG	Apolipoprotein B
Placebo	47	-1.5	-0.4	-1.9	1	0.7
Atorvastatin	140	-31.4	-39.6	2.8	-12	-34

The mean achieved LDL-C value was 3.8 mmol/L (130.7 mg/dL) (range: 1.8-6.3 mmol/L [70.0-242.0 mg/dL]) in the LIPITOR group compared to 5.9 mmol/L (228.5 mg/dL) (range: 3.9-10.0 mmol/L [152.0-385.0 mg/dL]) in the placebo group during the 26 week double-blind phase. The safety and tolerability profile of LIPITOR 10 to 20 mg daily was similar to that of placebo.

In this controlled study, there was no effect on growth or sexual maturation in boys and in girls, as measured by Tanner staging during 26 weeks. The proportion of subjects who had an increase in Tanner stage between baseline and week 26 of the double-blind phase was similar for the atorvastatin and placebo groups (28% and 31%, respectively; P = 0.7). No specific

documentation of menstrual cycle was recorded. LIPITOR had no effect on plasma levels of LH, FSH, cortisol, testosterone and dehydroepiandrosterone. Effect of treatment on cognitive function was not captured during the course of this study.

LIPITOR has not been studied in controlled clinical trials involving pre-pubertal patients or patients younger than 10 years of age. The safety and efficacy of doses above 20 mg have not been studied in controlled trials in children.

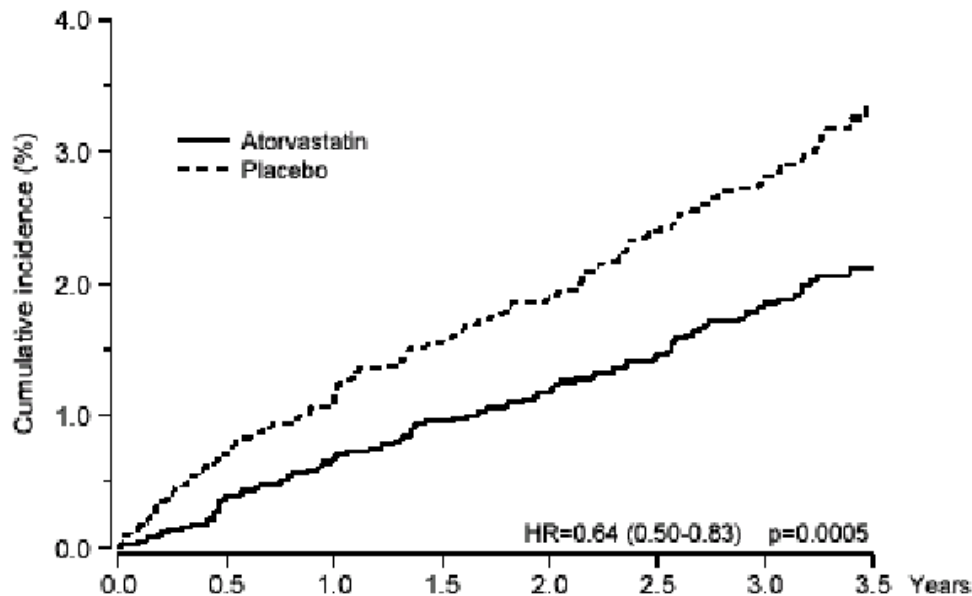
Prevention of Cardiovascular Disease

In the Anglo-Scandinavian Cardiac Outcomes Trial (ASCOT), the effect of LIPITOR (atorvastatin calcium) on fatal and non-fatal coronary heart disease was assessed in 10,305 hypertensive patients 40-80 years of age (mean of 63 years), without a previous myocardial infarction and with TC levels ≤ 6.5 mmol/L. Additionally all patients had at least 3 of the following cardiovascular risk factors: male gender (81.1%), age ≥ 55 years (84.5%), smoking (33.2%), diabetes (24.3%), history of CHD in a first-degree relative (26%), TC:HDL ≥ 6 (14.3%), peripheral vascular disease (5.1%), left ventricular hypertrophy (14.4%), prior cerebrovascular event (9.8%), specific ECG abnormality (14.3%), proteinuria/albuminuria (62.4%). In this double-blind, placebo-controlled study, patients were treated with anti-hypertensive therapy (Goal BP $<140/90$ mm Hg for non-diabetic patients, $<130/80$ mm Hg for diabetic patients) and allocated to either LIPITOR 10 mg daily (n=5168) or placebo (n=5137), using a covariate adaptive method which took into account the distribution of nine baseline characteristics of patients already enrolled and minimized the imbalance of those characteristics across the groups. Patients were followed for a median duration of 3.3 years.

The effect of 10 mg/day of LIPITOR on lipid levels was similar to that seen in previous clinical trials.

LIPITOR significantly reduced the rate of coronary events [either fatal coronary heart disease (46 events in the placebo group vs 40 events in the LIPITOR group) or nonfatal MI (108 events in the placebo group vs 60 events in the LIPITOR group)] with an absolute risk reduction of 1.1% and a relative risk reduction of 36% (based on incidences of 1.9% for LIPITOR vs 3.0% for placebo), $p=0.0005$ (see figure 1)]. This risk reduction yields a Number Needed to Treat of 311 patients per year. The risk reduction was consistent regardless of age, smoking status, obesity or presence of renal dysfunction. The effect of LIPITOR was seen regardless of baseline LDL levels. Due to the small number of events, results for women were inconclusive.

Figure 1: Effect of LIPITOR 10 mg/day on Cumulative Incidence of Nonfatal Myocardial Infarction or Coronary Heart Disease Death (in ASCOT-LLA)



In the Collaborative Atorvastatin Diabetes Study (CARDS), the effect of LIPITOR (atorvastatin calcium) on coronary heart disease (CHD) and non-CHD endpoints was assessed in 2838 men (68%) and women (32%), ages 40-75 with type 2 diabetes based on WHO criteria, without prior history of cardiovascular disease and with LDL 4.14 mmol/L and TG 6.78 mmol/L. In addition to type 2 diabetes, subjects had one or more of the following CHD risk factors: current smoking (23%), hypertension (80%), retinopathy (30%), microalbuminuria (9%) or macroalbuminuria (3%). In this multicenter, placebo-controlled, double blind clinical trial of primary prevention of fatal and nonfatal cardiovascular and cerebrovascular disease in subjects with type 2 diabetes and 1 other CHD risk factor, patients were randomly allocated to either LIPITOR 10 mg daily (1429) or placebo (1411) in a 1:1 ratio.

Patients were followed for a median duration of 3.9 years. Due to significant treatment benefits ($p < 0.0005$, one-sided, in favor of LIPITOR) seen early in the study, the study was stopped by the CARDS Steering Committee two years earlier than anticipated.

Baseline characteristics of subjects were: mean age of 62 years, mean HbA_{1c} 7.7%; median LDL-C 3.10 mmol/L; median TC 5.35 mmol/L; median TG 1.70 mmol/L; median HDL-C 1.34 mmol/L.

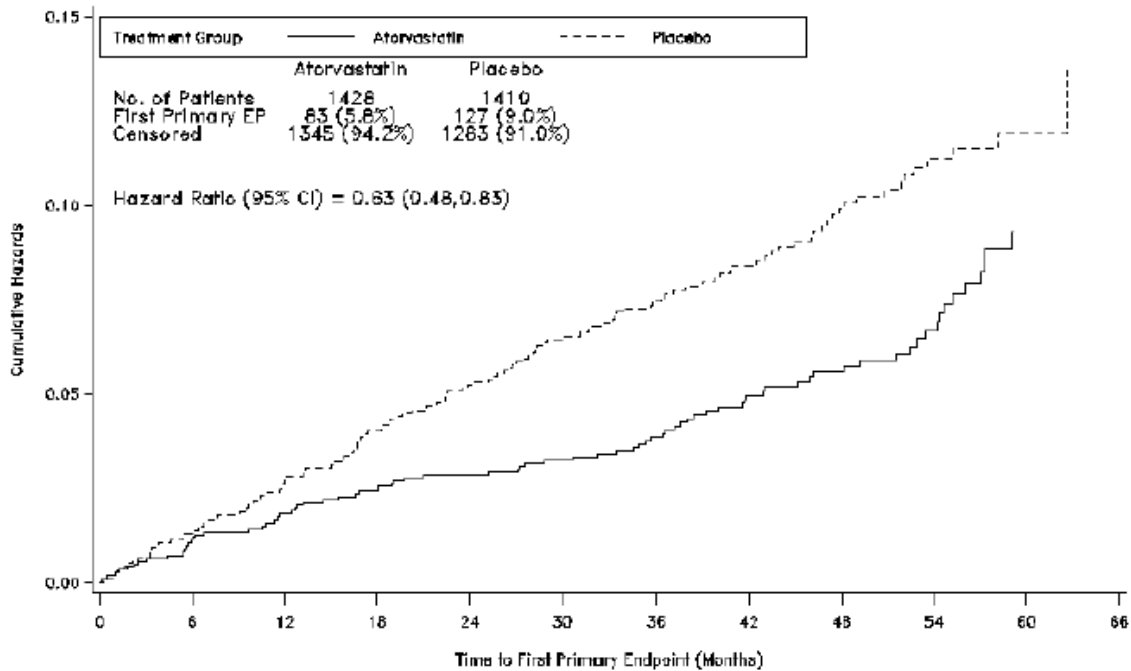
The effect of LIPITOR 10 mg/day on lipid levels was similar to that seen in previous clinical trials.

Treatment with LIPITOR was associated with a statistically significant 37% relative risk reduction (RRR), or 3.2% absolute risk reduction (ARR) in the rate of major cardiovascular events. Efficacy analysis showed that 83 (5.8%) of LIPITOR treated patients and 127 (9.0%) of

010000054290661.01.Approved\07-Dec-2005 13:34

placebo treated patients experienced their first primary clinical endpoint. Comparison of the time to the first primary endpoint in the two groups yielded the hazard ratio (HR) of 0.63 with 95% CI 0.48, 0.83 and p=0.001 in favour of LIPITOR. The number needed to treat (NNT) for one year to prevent one case experiencing the primary clinical endpoint, based on the ARR 3.2% yields 125 patients. The effect of LIPITOR was seen regardless of age, sex, or baseline lipid levels.

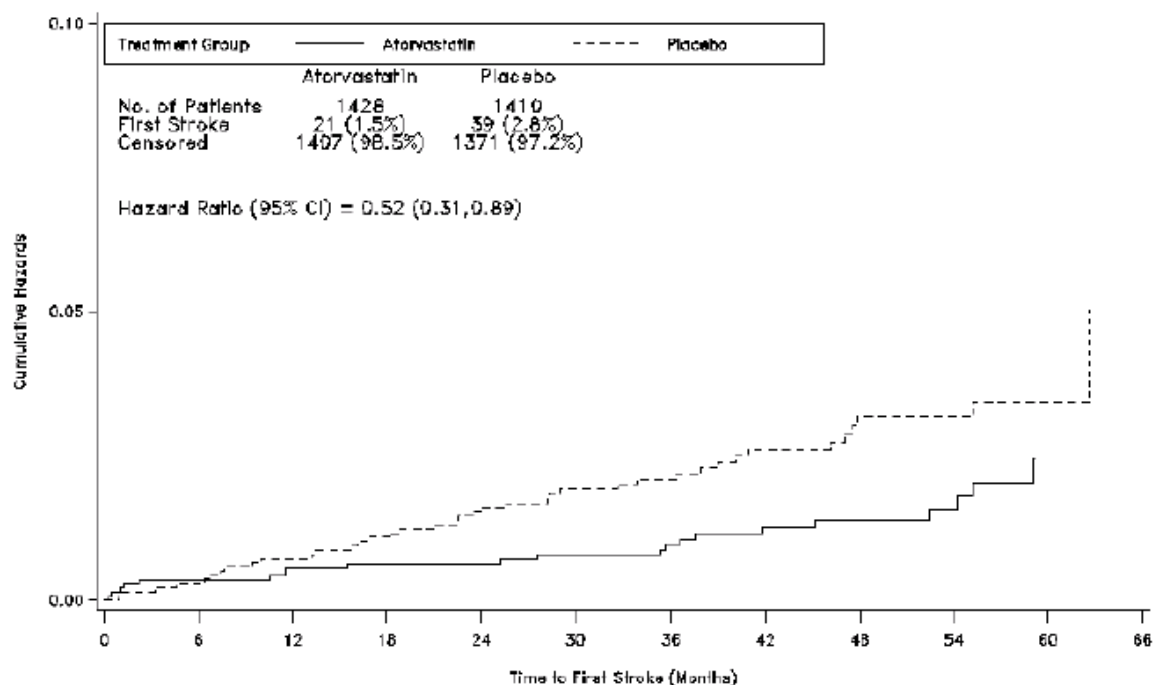
Figure 2. Time to Occurrence of First Primary Endpoint



When cardiovascular events were evaluated separately, LIPITOR significantly reduced the relative risk of stroke by 48% (ARR of 1.3%). There were 21 cases of stroke (1.5%) in the LIPITOR group vs 39 cases (2.8%) in the placebo group, HR 0.52, 95% CI 0.31, 0.89, p=0.016. To prevent one case of stroke 307 patients are needed to be treated for one year.

010000054290661.01.Approved\07-Dec-2005 13:34

Fig 3. Time to Occurrence of First Stroke



Relative risk of myocardial infarction was reduced by 42%, or ARR by 1.8%, with 38 cases (2.7%) in the LIPITOR group vs 64 cases (4.5%) in the placebo group, HR 0.58, 95% CI 0.39, 0.86, $p = 0.007$. To prevent one case of myocardial infarction 222 patients have to be treated for one year.

No significant risk reduction was observed in the time to first CABG, PTCA or other coronary revascularization procedure, time to first unstable angina or time to acute CHD death. No significant reduction was observed in time to death due to all causes (61 deaths in the LIPITOR group vs 82 deaths in the placebo group, HR 0.73, 95% CI 0.52, 1.01, $p=0.059$), cardiovascular causes, or non-cardiovascular causes.

DETAILED PHARMACOLOGY

(I) Human Pharmacology

Human Pharmacokinetics

In a pharmacokinetic study in healthy subjects, coadministration of atorvastatin with terfenadine, a CYP 3A4 substrate, did not result in a clinically significant interaction. Twelve healthy subjects were administered terfenadine 120 mg on days 1 and 15, and atorvastatin 80 mg daily from days 8 to 17. Mean terfenadine AUC increased 35% but C_{max} was reduced 8%. The QTc interval was unchanged. However, since an interaction between these two drugs cannot be excluded in patients with predisposing factors for arrhythmia, (e.g. preexisting prolonged QT

interval, severe coronary artery disease, hypokalemia), caution should be exercised when these agents are coadministered (see **WARNINGS AND PRECAUTIONS, Pharmacokinetic Interactions; DOSAGE AND ADMINISTRATION**).

Pharmacokinetic interaction studies have been conducted in healthy subjects with 3 macrolide antibiotics: erythromycin and clarithromycin (both of which inhibit CYP 3A4), and with azithromycin. Coadministration of atorvastatin with erythromycin or clarithromycin, resulted in moderately increased atorvastatin plasma levels but atorvastatin plasma levels were not altered by azithromycin. Twelve healthy subjects were administered atorvastatin 10 mg on days 1 and 15; erythromycin 500 mg QID was administered from days 8 to 19. Erythromycin increased atorvastatin C_{max} and AUC approximately 40%. In a second study, atorvastatin 10 mg was administered daily for 8 days; clarithromycin (500 mg BID) or azithromycin (500 mg QD) was coadministered from days 6 - 8 (N=12/treatment). Coadministration with clarithromycin increased atorvastatin AUC ~80% and C_{max} ~50%, but atorvastatin plasma levels were not significantly altered by coadministration with azithromycin.

Steady-state, open-label, pharmacokinetic studies with digoxin have been performed in healthy subjects with both low and high doses of atorvastatin. Atorvastatin (10 mg or 80 mg QD; N=11 and N=12, respectively), was administered from days 1 - 20 and digoxin (0.25 mg QD) from days 11 - 20. At steady-state, atorvastatin 10 mg daily had no significant effect on steady-state digoxin pharmacokinetics. However, following co-administration with atorvastatin 80 mg QD, the mean steady-state digoxin AUC and C_{max} increased 15% and 20%, respectively. Patients taking digoxin should be monitored appropriately.

The effect of amlodipine on the pharmacokinetics of atorvastatin was assessed at steady-state in a randomized, open-label, placebo-controlled, crossover study in healthy male subjects (N=16). Atorvastatin (80 mg QD) was administered with amlodipine (10 mg QD) or placebo from days 1 - 8. Following a 14 day washout, the alternate combination was administered from days 22 - 29. At steady-state, the coadministration of maximum doses of atorvastatin and amlodipine did not significantly alter the pharmacokinetics of atorvastatin and there were no apparent changes in blood pressure or heart rate.

The effect of quinapril on the pharmacokinetics of atorvastatin was assessed in a randomized, open-label study in healthy volunteers (N=22). Single doses of atorvastatin (10 mg) were administered on days 1 to 14, and single doses of quinapril (80 mg) were administered on days 1 to 7 or days 8 to 14. The mean T_{max} value for atorvastatin during steady state quinapril administration was shortened by 1.25 hours compared to that of atorvastatin administered alone but with no change in absorption/AUC or C_{max} . No significant changes in blood pressure or heart rates were observed.

(II) Animal Pharmacology

The hypolipidemic potential of atorvastatin was evaluated in normocholesterolemic animals, models of diet-induced hypercholesterolemia and a model of LDL receptor deficiency.

In LDL receptor deficient mice, atorvastatin lowered plasma total and LDL-C levels 14% to 49% over the dose range of 10 to 300 mg/kg after 2 weeks. Atorvastatin lowered plasma cholesterol in chow-fed rats irrespective of whether the compound was admixed in the diet or administered by oral gavage. In chow-fed guinea pigs, a model in which LDL is the major lipoprotein, atorvastatin given at 3, 10, or 30 mg/kg by gavage daily for 2 weeks, dose-dependently decreased plasma total cholesterol 34% to 57%.

The ability of atorvastatin to lower plasma total and lipoprotein cholesterol levels was also evaluated in two rabbit models of hypercholesterolemia. In the endogenous hypercholesterolemic rabbit model (where most of the plasma cholesterol is transported in LDL), administration of atorvastatin in the diet at 1, 3, and 10 mg/kg for 6 to 7 weeks lowered plasma total cholesterol 38% to 54%. The efficacy of atorvastatin was due to a 56% decrease in LDL production and 47% reduction in apo B. In the cholesterol-fed rabbit model (where hypercholesterolemia is mostly due to the accumulation of beta-migrating VLDL), atorvastatin administered at 2.5 mg/kg in a 0.5% cholesterol, 3% peanut oil, 3% coconut oil diet for 2 weeks reduced plasma total, VLDL-C, and LDL-C levels 35%, 44%, and 21%, respectively.

In cholestyramine-primed dogs, oral administration of atorvastatin for 3 weeks dose-dependently lowered plasma total cholesterol 15% to 41% over the dose range of 0.3 to 10 mg/kg. In miniature pigs fed a diet where 34% of calories were derived from fat, supplemented with 400 mg cholesterol/day, atorvastatin given at 3 mg/kg in gelatin capsules for 3 weeks reduced plasma total and LDL-C 15% and 27%, respectively. These decreases were associated with a 23% to 29% reduction in plasma VLDL and LDL apo B levels and apo B pool sizes and a 21% and 26% decrease in VLDL-apo B and LDL-apo B production rates, respectively.

Atorvastatin reduced plasma TG levels up to 39% in male and female LDL receptor deficient mice at doses of 10, 30, 100, and 300 mg/kg and the changes were unrelated to dose and not associated with changes in TG production rates. In chow-fed rats, atorvastatin decreased plasma TG levels 30% when administered in the diet at 100 mg/kg; however, upon oral gavage administration TG levels were reduced 33% and 75% at 25 and 100 mg/kg, respectively. In the sucrose-fed rat, a model of hypertriglyceridemia due to enhanced VLDL-TG production, atorvastatin reduced plasma TG levels 26% to 53% at 1 to 30 mg/kg and TG secretion rates 43% and 66% at 10 and 30 mg/kg, respectively. Changes in plasma TG levels were also noted in guinea pigs, rabbits, and miniature swine.

In intact, oleate-treated HEP-G2 cells, a human hepatocyte cell line, atorvastatin reduced the oleate-stimulated secretion of apo B by 21% and decreased the amount of intracellular apo B remaining within the cells by 25%. Atorvastatin increased the intracellular degradation of apo B and impaired the translocation of apo B into the lumen of the endoplasmic reticulum (ER) in permeabilized HEP-G2 cells; this was associated with a decrease in the amount of apo B particles present in the microsomal fraction.

Following a single oral dose to rats, atorvastatin inhibited sterol synthesis (assessed by [¹⁴C]acetate incorporation into lipids); the dose of atorvastatin that inhibited sterol synthesis by 50% (ED₅₀) ranged from 0.61 to 3.4 mg/kg. The duration of inhibition for atorvastatin was

similar to other HMG-CoA reductase inhibitors; however, atorvastatin more consistently inhibited sterol synthesis an average of 34% over the first 8 hours postdose. Atorvastatin and its metabolites were relatively equipotent in inhibition of HMG-CoA reductase (as assessed by measuring the incorporation of radiolabelled HMG-CoA into mevalonate).

Antiatherosclerotic Potential of Atorvastatin

The antiatherosclerotic potential of atorvastatin was determined in rabbit models of atherosclerotic lesion progression and regression. A common feature of the models is that atherosclerotic lesions were induced by a combination of hypercholesterolemia and chronic endothelial denudation of the arteries.

Atherosclerotic lesion development was assessed in the thoracic aorta and chronically denuded iliac-femoral artery of hypercholesterolemic New Zealand White rabbits fed a 0.5% cholesterol, 3% peanut oil, 3% coconut oil diet either alone or containing 2.5 mg/kg atorvastatin, lovastatin, pravastatin, or simvastatin for 8 weeks. The lipid content of the iliac-femoral artery was unaffected by treatment; however, atorvastatin significantly reduced the thoracic aortic cholesterol ester content by 55% and free cholesterol content 45%. Atorvastatin significantly decreased the cross-sectional area of the iliac-femoral lesion by 69% and monocyte-macrophage content by 71%. In the descending thoracic aorta, a site of spontaneous, diet-induced atherosclerotic lesions, atorvastatin significantly reduced the percentage of grossly discernible atherosclerotic lesions.

The ability of atorvastatin to blunt the development of complex atherosclerotic lesions and promote regression of a lipid-enriched lesion was assessed in an additional rabbit model of atherosclerosis. In rabbits after a 15-week lesion induction phase consisting of feeding a 0.5% cholesterol, 3% peanut oil, 3% coconut oil diet for 9 weeks and a 0% cholesterol, 3% peanut oil, 3% coconut oil diet for 6 weeks to nearly normalize plasma cholesterol levels in all treatment groups, 5 mg/kg atorvastatin administration for 8 weeks in the chow/fat diet reduced the cholesterol ester enrichment of the iliac-femoral artery and thoracic aorta by 27% to 41% without changing the gross extent of thoracic aortic lesions and incidence of fibrous plaques. Atorvastatin also reduced the cholesterol ester content of the iliac-femoral artery by 37% relative to initiation of drug intervention, ie, a group of animals necropsied prior to drug treatment. Morphometric analysis of the iliac-femoral artery revealed that atorvastatin reduced the lesion cross-sectional area by 40% and monocyte-macrophage content by 60%.

TOXICOLOGY

Acute Toxicity

The acute toxicity of atorvastatin following single doses was evaluated in mice, rats and dogs by oral and intravenous routes, and the results are summarized below:

TABLE 21. Acute Oral and Intravenous Toxicity Studies with Atorvastatin

Species	Sex	Route	Dose Range (mg/kg)	Results
Mouse	Male/Female	Oral	200-5000	No Deaths
Mouse	Male/Female	IV	0.4 - 4	No Deaths
Rat	Male/Female	Oral	200-5000	No Deaths
Rat	Male/Female	IV	0.4 - 4	No Deaths
Dog	Male/Female	Oral	10 - 400	No Deaths
Dog	Male/Female	IV	0.4 - 4	No Deaths

The acute toxicity of atorvastatin in rodents and dogs is low. Oral median lethal doses in mice and rats are greater than 5000 mg/kg.

Subacute and Chronic Toxicity Studies

The target organs affected by atorvastatin in multiple dose toxicity studies in rats (2 weeks to 52 weeks), and dogs (2 weeks to 104 weeks) are summarized in the table below. The spectrum of effects observed is not unexpected in view of the magnitude of the dose levels used, potency of atorvastatin in inhibiting mevalonate synthesis and the essential role of HMG-CoA reductase in maintaining cellular homeostasis.

TABLE 22. Atorvastatin: Target Organs Affected in Animal Studies

Rat	Dog
Liver	Liver
Stomach (non-glandular)	Gallbladder
Skeletal Muscle	Skeletal Muscle
	Intestine
	Brain/Optic Nerve*

* Occurred after administration of high, intolerable doses (280 mg/kg)

The following table summarizes the significant adverse changes observed during long-term toxicology studies in rats (52 weeks) and dogs (104 weeks):

TABLE 23. Atorvastatin: Significant Adverse Changes in Chronic Studies

Species/Results	Minimal Toxic Dose (mg/kg/day)	No-Effect Dose (mg/kg/day)
<u>RAT</u>		
Hepatocellular atypia	70	5
Bile Duct hyperplasia ¹	125	70
Nonglandular stomach acanthosis	125	70
<u>DOG</u>		
Death ²	120	40
Hepatocellular granulomata ³	10	ND
Hepatocellular necrosis ³	120	40
Gallbladder edema/hemorrhage ³	120	40
Bile duct hyperplasia ³	120	10
Intestinal ulcers and single cell necrosis ³	120	40
Skeletal muscle (tongue) necrosis ²	120	40

¹ Present only at Week 26; not observed at Week 52.

² Findings occurred in Week 7 or 9.

³ Findings occurred at Week 52 or in moribund dogs, were less pronounced after a 12-week withdrawal period (Week 64), and were not observed after 104 weeks of dosing.

ND = Not determined

The results of the long-term toxicology studies with atorvastatin indicated that similar to other HMG-CoA reductase inhibitors, the liver is the primary target organ. This is expected since the liver is the primary site of the pharmacologic action of atorvastatin and it is subject to the greatest drug exposure following oral administration. In both the rat and dog studies, the hepatic changes diminished with time (i.e. effects were less pronounced at the end of the 52-week and 104-week studies) suggesting an adaptive response.

Brain hemorrhage, optic nerve degeneration, lenticular opacities and testicular degeneration were not seen in dogs treated for 104-weeks with atorvastatin up to 120 mg/kg/day.

Carcinogenicity and Genotoxicity Studies

Atorvastatin was not carcinogenic in rats given 10, 30 or 100 mg/kg/day for 2 years. The 100 mg/kg dose is 63-fold higher than the maximum recommended human dose of 80 mg (1.6 mg/kg, based on a 50 kg human) and AUC (0-24 hr) values were 8- to 16-fold higher.

In a 2-year study in mice given 100, 200 or 400 mg/kg/day, incidences of hepatocellular adenoma in males and hepatocellular carcinoma in females were increased at 400 mg/kg. This dose is 250 times the maximum recommended human dose on a mg/kg basis and systemic exposure based on AUC (0-24 hr) was 6 to 11 times higher. There was no evidence of treatment-related increases in tumor incidences at the lower doses of 100 and 200 mg/kg/day (i.e. up to 125

times the maximum recommended human dose on a mg/kg basis and systemic exposures of 3 times higher based on AUC (0-24 hr).

Atorvastatin did not demonstrate mutagenic or clastogenic potential in four in vitro tests with and without metabolic activation or in one in vivo assay. It was negative in the Ames test with *Salmonella typhimurium* and *Escherichia coli*, and in the in vitro HGPRT forward mutation assay in Chinese hamster lung cells. Atorvastatin did not produce significant increases in chromosomal aberrations in the in vitro Chinese hamster lung cell assay and was negative in the in vivo mouse micronucleus test.

Reproductive and Teratogenicity Studies

No adverse effects on fertility or reproduction were observed in male rats given doses of atorvastatin up to 175/mg/kg/day or in female rats given doses up to 225 mg/kg/day. These doses are 100 to 140 times the maximum recommended human dose on a mg/kg basis. Atorvastatin did not cause any adverse effects on sperm or semen parameters, or in reproductive organ histopathology in dogs given doses of 10, 40 or 120 mg/kg for 2 years. Atorvastatin was not teratogenic in either rats or rabbits.

REFERENCES

1. Alaupovic P, Heinonen T, Shurzinske L, Black DM. Effect of a new HMG-Coa reductase inhibitor, atorvastatin, on lipids, apolipoproteins, and lipoprotein particles in patients with elevated serum cholesterol and triglyceride levels. *Atherosclerosis* 1997; 133:123-133.
2. Bakker-Arkema RG, Davidson MH, Goldstein RJ, Davignon J, Isaacsohn JL, Weiss SR, Keilson LM, Brown V, Miller VT, Shurzinske LJ, Black DM. Efficacy and Safety of a New HMG-CoA Reductase Inhibitor, Atorvastatin, in Patients With Hypertriglyceridemia. *JAMA* 1996;275:128-133.
3. Barter PJ, O'Brien RC. Achievement of target plasma cholesterol levels in hypercholesterolaemic patients being treated in general practice. *Atherosclerosis* 2000, 149:199-205.
4. Bertolini S, Bitollo Bon G, Campbell LM, Farnier M, Langan J, Mahla G, Pauciullo P, Sirtori C, Egros F, Fayyad R, Nawrocki J. The efficacy and safety of atorvastatin compared to pravastatin in patients with hypercholesterolemia. *Atherosclerosis* 1997; 130:191-197.
5. Best JD, Nicholson GC, O'Neal DN, Kotowicz M, Tebbutt NC, Chan K-W, Sanders K. Atorvastatin and simvastatin reduce elevated cholesterol in non-insulin dependent diabetes. *Diabetes, Nutrition and Metabolism* 1996;9:74-80.
6. Black DM. Atorvastatin: a step ahead for HMG-CoA reductase inhibitors. *Atherosclerosis* 1995;10:307-310.

7. Brown AS, Bakker-Arkema RG, Yellen L, et al. Treating patients with documented atherosclerosis to National Cholesterol Education Program-recommended low-density-lipoprotein cholesterol goals with atorvastatin, fluvastatin, lovastatin, and simvastatin. *JACC* 1998; 32(3):665-672.
8. Colhoun, HM, Betteridge DJ, Durrington PN, Hitman GA, Andrew H, Neil W, Livingstone SJ, Thomason MJ, Mackness MI, Charlton-Menys V, Fuller JH, on behalf of the CARDS investigators. Primary prevention of cardiovascular disease with atorvastatin in type 2 diabetes in the Collaborative Atorvastatin Diabetes Study (CARDS): multicentre randomised placebo-controlled trial. *Lancet* 2004 Aug 21; 364:685-696.
9. Dart A, Jerums G, Nicholson G, d'Emden M, Hamilton-Craig I, Tallis G, Best J, West M, Sullivan D, Bracs P, Black D. A multicenter, double-blind, 1-year study comparing safety and efficacy of atorvastatin versus simvastatin in patients with hypercholesterolemia. *Am J Cardiol* 1997;80:39-44.
10. Davidson MM, McKenny JM, Stein EA, Schrott HG, Bakker-Arkema RG, Fayyad R, Black DM, for the Atorvastatin Study Group I. Comparison of one year efficacy and safety of atorvastatin versus lovastatin in primary hypercholesterolemia. *Am J Cardiol* 1997; 79:1475-1481.
11. Davignon J. Atorvastatin: a statin with a large spectrum of action. *Atherosclerosis* 1997; 2(6):243-252.
12. Davignon J. Prospects for Drug Therapy for Hyperlipoproteinemia. *Diab Metab* 1995;21:139-146.
13. Duell PB, Connor WE, Illingworth DR. Rhabdomyolysis after taking atorvastatin with gemfibrozil. *Am J Cardiol* 1998;81:368-369.
14. Edwards DJ, Bellevue FH, Woster PM. Identification of 6',7'-Dihydrobergamottin, a Cytochrome P-450 Inhibitor, in Grapefruit Juice. *Drug Metabolism and Disposition* 1996;24:1287-90.
15. Executive Summary of the Third Report on the National Cholesterol Education Program (NCEP) Expert Panel on Detection, Evaluation, and Treatment of High Blood Cholesterol in Adults (Adult Treatment Panel III). *JAMA* 2001;285(19):2486-2497.
16. Genest J, Frolich J, Fodor G, McPherson R, for the Working Group on Hypercholesterolemia and Other Dyslipidemias. Recommendations for the Management of Dyslipidemia and the Prevention of Cardiovascular Disease: 2003 Update. *CMAJ*, 2003; 169(9): <http://www.cmaj.ca/cgi/content/full/169/9/921/DC1>
17. Gibson DM, Bron NJ, Richens A, Hounslow NJ, Sedman AJ, Whitfield LR. Effect of Age and Gender on Pharmacokinetics of Atorvastatin in Humans. *J Clin Pharmacol* 1996;36:242-246.
18. Heinonen TM, Schrott H, McKenney JM, Sniderman AD, Broyles FE, Zavoral JH, Kivel K, Black DM. Atorvastatin, a New HMG-CoA Reductase Inhibitor as Monotherapy and Combined With Colestipol. *J Cardiovasc Pharmacol Therapeut* 1996;1(2):117-122.

19. Heinonen TM, Stein E, Weiss SR, McKenney JM, Davidson M, Shurzinske L, Black DM. The lipid-lowering effects of atorvastatin, a new HMG CoA reductase inhibitor: results of a randomised, double-blind study. *Clin Ther* 1996;18(5):853-63.
20. Jones P, Kafonek S, Laurora I, Hunninghake D, et al. Comparative dose efficacy study of atorvastatin versus simvastatin, pravastatin, lovastatin, and fluvastatin in patients with hypercholesterolemia (The CURVES Study). *Am J Card* 1998; 81:582-587.
21. Laaskonen R, Ojala JP, Tikanen MJ, Himberg JJ. Serum ubiquinone concentrations after short- and long-term treatment with HMG-CoA reductase inhibitors. *Eur J Clin Pharmacol* 1994;46:313-17.
22. Leiter L, Bhalla P. Atorvastatin calcium: A new HMG-CoA reductase inhibitor. *Can J Clin Pharmacol* 1998;5(3):138-154.
23. März W, Wollschläger H, Klein G et. al. Safety of Low-Density Lipoprotein Cholesterol Reduction With Atorvastatin Versus Simvastatin in a Coronary Heart Disease Population (the TARGET TANGIBLE Trial). *Amer Jour Card* 1999; 84:7-13.
24. Marais AD, Firth JC, Bateman M, Jones J, Mountney J, Martens C. Atorvastatin: an effective lipid lowering agent in familial hypercholesterolemia. *Arterioscler Thromb Vasc Biol* 1997; 18(8):1527-1531.
25. McPherson R, Angus C, Murray P, Genest Jr. J, for the WATCH Investigators. Efficacy of Atorvastatin in Achieving National Cholesterol Education Program LDL-Cholesterol Targets in Women with Severe Dyslipidemia and CVD or Risk Factors for CVD: The Women's Atorvastatin Trial on Cholesterol (WATCH). *American Heart Journal* 2001; 141:949-56
26. Naoumova RP, Marais AD, Mountney J, Firth JC, Rendell NB, Taylor GW, Thompson GR. Plasma mevalonic acid, an index of cholesterol synthesis in vivo, and responsiveness to HMG-CoA reductase inhibitors in familial hypercholesterolemia. *Atherosclerosis* 1996;119:203-213.
27. Nawrocki JW, Weiss SR, Davidson MH, Sprecher DL, Schwartz SL, Lupien P-J, Johnes PH, Haber HE, Black DM. Reduction of LDL-cholesterol by 25% to 60% in patients with primary hypercholesterolemia by atorvastatin, a new HMG-CoA reductase inhibitor. *Arterioscler Thromb Vasc Biol* 1995; 15:678-682, 981-04.
28. Ooi T, Heinonen T, Alaupovich P, Davignon J, Leiter L, Lupien P, Sniderman A, Tan M, Tremblay G, Sorisky A, Shurzinske L, Black D. Efficacy and safety of a new HMG-CoA reductase inhibitor, atorvastatin, in patients with combined hyperlipidemia: Comparison with fenofibrate. *Arterioscler Thromb Vasc Biol* 1997; 17(9):1793-1799.
29. Radulovic LL, Cilla DD, Posvar EL, Sedman AJ, Whitfield LR. Effect of Food on the Bioavailability of Atorvastatin, an HMG-CoA Reductase Inhibitor. *J Clin Pharmacol* 1995;35:990-994.
30. Scanu AM. Lipoprotein(a) as a cardiovascular risk factor. *Trends Cardiovasc Med* 1991;1:294-99.
31. Stern R, Abel R, Gibson GL, Besserer J. Atorvastatin does not alter the anticoagulant activity of warfarin. *J Clin Pharmacol* 1997; 37:1062-1064.

32. Stern R, Smithers JA, Olson, AC. Atorvastatin does not produce a clinically significant effect on the pharmacokinetics of terfenadine. *J Clin Pharmacol* 1998; 38:753-757.

PART III: CONSUMER INFORMATION

LIPITOR Atorvastatin Calcium

This leaflet is part III of a three-part "Product Monograph" published when LIPITOR was approved for sale in Canada and is designed specifically for Consumers. This leaflet is a summary and will not tell you everything about LIPITOR. Contact your doctor or pharmacist if you have any questions about the drug. Please read this information carefully. If you/your child have questions, talk to your doctor or pharmacist.

ABOUT THIS MEDICATION

What LIPITOR is used for:

Your doctor has prescribed these pills to help lower your cholesterol or other fats in the blood (such as triglycerides) and to prevent cardiovascular disease such as heart attacks. High levels of cholesterol and other fats can cause heart disease by clogging the blood vessels that feed blood and oxygen to the heart.

Children 10-17 years old with heterozygous familial hypercholesterolemia (high cholesterol inherited from one of the parents) and a family history of cardiovascular disease or 2 or more risk factors of cardiovascular disease, as determined by your doctor, can also benefit from taking LIPITOR.

LIPITOR is just part of the treatment your doctor will plan with you/your child to help keep you healthy. Depending on your/your child's health and lifestyle, your doctor may recommend:

- a change in diet to control weight and reduce cholesterol
- exercise that is right for you/your child
- quitting smoking or avoiding smoky places
- giving up alcohol or drinking less

Follow your doctor's instructions carefully.

What LIPITOR does:

LIPITOR belongs to the class of medicines known as HMG-CoA reductase inhibitors. LIPITOR is effective in reducing Low Density Lipoprotein Cholesterol (LDL-C), triglycerides and other lipids /fats in the blood. It also raises High Density Lipoprotein Cholesterol (HDL-C), the beneficial cholesterol. LIPITOR also reduces the risk of heart attacks and strokes in people with multiple risk factors for coronary heart disease such as high blood pressure and diabetes. LIPITOR is only available by prescription after seeing a doctor.

When LIPITOR should not be used:

Do not take LIPITOR if you/your child:

- Are/is allergic to any ingredient of this medication (see what the medicinal ingredient is and what the important non medicinal ingredients are).
- Have active liver disease or unexplained increases in liver enzymes.
- Are/is pregnant or breast-feeding.

What the medicinal ingredient is:

The active ingredient in your LIPITOR tablets is atorvastatin calcium.

What the important nonmedicinal ingredients are:

The other commonly used ingredients in your LIPITOR tablets are:

- calcium carbonate
- candelilla wax (10, 20 and 40mg)
- croscarmellose sodium
- hydroxypropyl cellulose
- hydroxypropyl methylcellulose
- lactose monohydrate
- magnesium stearate
- microcrystalline cellulose
- polyethylene glycol
- polysorbate 80
- simethicone emulsion
- talc
- titanium dioxide

What dosage forms it comes in:

The tablets are available in 4 strengths: 10, 20, 40 and 80 mg atorvastatin.

WARNINGS AND PRECAUTIONS

Serious Warnings and Precautions

Tell your doctor if you/your child have any muscle pain, tenderness, soreness or weakness during treatment with LIPITOR.

Before using this medicine:

Before taking LIPITOR, tell your doctor or pharmacist if you/your child:

- are/is pregnant, intend to become pregnant. Cholesterol compounds are essential elements for the development of a fetus. Cholesterol-lowering drugs can harm the fetus. Females of child-bearing age should discuss with their doctor the potential hazards to the fetus and the importance of birth control methods. LIPITOR should not be used by pregnant women. If you/your child become pregnant, discontinue use immediately and discuss with your doctor.
- are/is breast-feeding or intend to breast-feed. This medicine may be present in breast milk.
- have thyroid problems

- regularly drink *three or more* alcoholic drinks daily
- are taking any other cholesterol lowering medication such as fibrates (gemfibrozil, fenofibrate), niacin or ezetimibe
- have a family history of muscular disorders
- had any past problems with the muscles (pain, tenderness), after using an HMG-CoA reductase inhibitor (“statin”) such as atorvastatin (LIPITOR), fluvastatin (Lescol), lovastatin (Mevacor), pravastatin (Pravacol), rosuvastatin (Crestor) or simvastatin (Zocor) or have developed an allergy or intolerance to them.
- have kidney or liver problems
- have diabetes (as the dosage of LIPITOR may need to be adjusted)
- have undergone surgery or other tissue injury
- do excessive physical exercise
- LIPITOR was studied in boys and girls (girls who already started their period) 10-17 years at a dose of 10 and 20 mg. LIPITOR has not been studied in pre-pubertal patients or patients younger than 10 years of age. Adolescent girls should discuss with their doctor the potential hazards to the fetus and the importance of birth control while on LIPITOR therapy.

- Do not change the dose unless directed by a doctor.
- If you/your child get sick, have an operation, or need medical treatment while taking LIPITOR, inform your doctor or pharmacist that you/your child are taking LIPITOR.
- If you/your child have to take any other medicine - prescription or non-prescription - while taking LIPITOR, talk to your doctor or pharmacist first.
- If you/your child have to see a different doctor for any reason, be sure to inform him/her that you/your child are/is taking LIPITOR.
- Tell your doctor if you/your child have any muscle pain, tenderness, soreness or weakness during treatment with LIPITOR (See SIDE EFFECTS).
- Talk to your doctor right away if you/your child feel any side effects (see below).
 - LIPITOR was prescribed for you/your child only. Don't give these pills to anyone else.

Usual Dose:

Adults: The recommended starting dose of LIPITOR is 10 or 20 mg once daily, depending on your required LDL-C reduction. Patients who need a large reduction in LDL-C (more than 45%) may be started at 40 mg once daily. The dosage range of LIPITOR is 10 to 80 mg once daily. The maximum dose is 80 mg/day.

Children (10-17 years old): the recommended starting dose of LIPITOR is 10 mg/day; the maximum recommended dose is 20 mg/day

Overdose:

There is no specific treatment for atorvastatin overdosage. Should an overdose occur, see your doctor right away.

Missed Dose:

If you/your child miss taking a pill, take it as soon as possible. But if it is almost time for the next dose, skip the missed dose and just take the next dose. Don't take a double dose.

INTERACTIONS WITH THIS MEDICATION

Drugs that may interact with LIPITOR include:

- corticosteroids (cortisone-like medicines)
- cyclosporine (SANDIMMUNE®)
- gemfibrozil (LOPID®)
- fenofibrate (LIPIDIL MICRO®) or bezafibrate (BEZALIP®)
- lipid-lowering doses of niacin (nicotinic acid)
- erythromycin, clarithromycin or azole antifungal agents (ketoconazole or itraconazole)
- nefazodone (SERZONE®)
- indinavir sulfate (CRIXIVAN®), nelfinavir mesylate (VIRACEPT®), ritonavir (NORVIR®), saquinavir mesylate (INVIRASE™)
- digoxin

PROPER USE OF THIS MEDICATION

We often cannot see or feel the problems that high cholesterol causes until a lot of time has passed. That's why it is important to take these pills just as prescribed. You/your child and your doctor will be watching your/your child's cholesterol levels to get them down to a safe range. Here are some important tips.

- Keep LIPITOR at room temperature (15° - 30°C), away from warm or damp places like the bathroom or kitchen.
- Follow the plan that you/your child and your doctor make for diet, exercise and weight control.
- Take LIPITOR as a single dose. It does not matter if LIPITOR is taken with food or without food, but it should not be taken with grapefruit juice. Your doctor will usually tell you/your child to take it in the evenings.

SIDE EFFECTS AND WHAT TO DO ABOUT THEM

Most people do not have any problems with side effects when taking this medicine. However, all medicines can cause unwanted side effects. Check with your doctor or pharmacist promptly if any of the following persist or become troublesome:

- constipation
- depression (in children)
- diarrhea
- gas
- headache
- skin rash
- stomach pain or upset
- vomiting or throwing up

Muscle effects

- Side effects such a myalgia (muscle pain), myopathy

(muscle disease with aching or weakness), rhabdomyolysis (a muscle wasting disease), associated tenderness, and rare cases of rhabdomyolysis leading to kidney failure have been reported with other drugs of this class, known as HMG-CoA reductase inhibitors (“statins”), including LIPITOR.

- As these muscle problems are on rare occasions serious, you should contact your physician promptly if you/your child experience any of the following:
 - Muscle pain that cannot be explained
 - muscle tenderness or muscle weakness
 - generalized weakness, especially if you/your child do not feel well (ie. fever or fatigue)
 - Brownish or discoloured urine

This is not a complete list of side effects. For any unexpected effects while taking Lipitor, contact your doctor or pharmacist

Some people may have other side effects. If you/your child notice anything unusual, talk to your doctor or pharmacist.

This document plus the full product monograph, prepared for health professionals can be found at:
<http://www.pfizer.ca>
or by contacting the sponsor, Pfizer Canada Inc., at:
1-800-463-6001

This leaflet was prepared by Pfizer Canada Inc.

Last revised: November 16, 2005.

HOW TO STORE IT

Always keep medicine well out of the reach of children.

Keep LIPITOR at room temperature (15-30°C), away from warm and damp places, like the bathroom or kitchen.

REPORTING SUSPECTED SIDE EFFECTS

To monitor drug safety, Health Canada collects information on serious and unexpected effects of drugs . If you suspect you have had a serious or unexpected reaction to this drug you may notify Health Canada by:

toll-free telephone: 866-234-2345

toll-free fax 866-678-6789

By email: cadrmp@hc-sc.gc.ca

By regular mail:

National AR Centre

Marketed Health Products Safety and Effectiveness
Information Division

Marketed Health Products Directorate

Tunney's Pasture, AL 0701C

Ottawa ON K1A 0K9

NOTE: Before contacting Health Canada, you should contact your physician or pharmacist.

MORE INFORMATION